



BAPRAS CONGRESS 2025 ***FORWARD***

3-5 December, ICC Belfast

[#bapras2025](#)

Life in 3D: New Frontiers in Microsurgical Breast Reconstruction



ZEISS Lunchtime Symposium | BAPRAS 2025



Thu 4th Dec



13:00 - 13:45



Hall 1A, ICC Belfast

Hybrid visualisation systems are redefining microsurgery by enhancing precision, ergonomics and teaching. This lecture explores the integration of the ZEISS KINEVO 900 into microsurgical breast reconstruction practice, highlighting its impact on surgeon posture, workflow efficiency and intraoperative collaboration. Drawing on real clinical cases, it demonstrates how robotic positioning, 3D digital imaging and shared visualisation have transformed the performance and teaching of vascular anastomosis. Practical insights into setup, learning curve and outcomes will be discussed, alongside reflections on the future of digital and augmented microsurgery. Attendees will gain actionable strategies for adopting hybrid visualisation in reconstructive practice.



Ms Mary Morgan
MBBS, BSc, FRCSplast
Consultant Plastic &
Reconstructive Surgeon
St Andrews Centre for
Burns & Plastic Surgery,
Broomfield Hospital, UK



**Scan to
Register**

+ your chance
to WIN a
ZEISS Wildlife
Camera!



*Ts & Cs apply.
CAP-UK_30_035_01031



CONTENTS

President's Welcome	4
Council	5
Overview	
Programme Overview	6
Additional Sessions	10
Programme	
Wednesday, 3 December	12
Thursday, 4 December	19
Friday, 5 December	29
Nurses Education Day	36
Posters	
Poster presentation times overview	28
Exhibition and Sponsorship	
Floor Plan	42
Sponsors and Exhibitors List	43
General Information	
Information for Delegates	47
Upcoming BAPRAS Events	51

PRESIDENT'S WELCOME

Dear Colleagues,

Welcome to BAPRAS Congress 2025: Forward, marking our landmark return to Belfast after more than three decades. We gather at ICC Belfast on the vibrant waterfront, a setting that embodies our theme, Forward, as we look ahead to the future of our specialty.



Following the success of our 2024 Congress in Wales, the largest in our Association's history, we are thrilled to present an even more ambitious programme for 2025. Building on the inaugural Women in Plastic Surgery Breakfast Symposium, we have expanded this initiative and given it greater prominence in this year's programme. Understanding the challenges of early consultant life, we have introduced a dedicated New Consultants Forum. These sessions reflect our commitment to supporting colleagues at every stage of their careers.

The programme this year spans over 22 sessions covering the breadth of plastic surgery practice, from broad-scope lectures and eponymous talks to free-paper sessions carefully selected from numerous submissions. I would like to thank everyone who submitted their work - your dedication and research excellence continue to elevate the standard of our meetings and advance our specialty.

The theme of FORWARD speaks to our commitment to innovation and progress, and to our responsibility to shape the next generation of plastic surgeons. The congress offers opportunities for learning and collaboration at every level, from microsurgery masterclasses to networking with colleagues and engaging with internationally renowned experts across all aspects of our specialty.

On Friday 5 December, we welcome our nursing colleagues to the 8th edition of the Nurses' Education Day. The contributions of allied health professionals remain integral to everything we achieve, and we are proud to provide a platform that recognises and celebrates their invaluable role in patient care.

Beyond the scientific programme, we have planned exceptional networking opportunities including the Fellowships Reception, the Deanery Challenge, the Association Dinner at the iconic Titanic Belfast, and a 5 km Belfast run for those keen to stay active. Belfast itself welcomes us with open arms, offering excellent transport links and the warmth of Northern Irish hospitality.

The organising committee and I are honoured to host you at this Congress, and we hope that you leave inspired, energised, and equipped to move FORWARD in delivering excellence in plastic and reconstructive surgery.

Paul McArthur

BAPRAS President 2025-2026

COUNCIL

Officers

Mr P McArthur	President
Mr M Ragbir	Deputy President
Ms Reena Agarwal	Honorary Secretary
Mr S Wood	Honorary Treasurer

Council Members

Mr G Offer	East Midlands
Ms S Stevenson	North East
Ms A Harper-Machin	Non-regional
Ms R Clancy	South West
Mr P Dziewulski	East of England
Mr D Boyce	Non-regional
Ms C Milroy	London
Mr N Wilson-Jones	Wales
Mr W Holmes	Yorkshire and Humberside
Mr J Ahmed	Scotland
Ms A Murray	South Central
Mr C Black	Northern Ireland
Mr B Way	South East Coast
Ms Y Wilson	West Midlands
Mr J Srinivasan	North West

Patron

Her Royal Highness, The Princess Royal

PROGRAMME OVERVIEW

Wednesday, 3 December

	Hall 1A	Hall 2A	Hall 2B
08:00	Registration and refreshments		
09:15	President's Welcome		
09:25	Mercian Lecture		
10:05	Hunterian Lecture		Microsurgery Masterclass 10:30 - 16:30
10:45	Morning break, posters and Exhibition		
11:15	Limbs Reconstruction	Head and Neck & Facial palsy	
13:00	Lunch break, posters and Exhibition		
13:25	Regeneron Symposium		
14:10	The New Consultants Forum		
15:10	Oral Papers 1		
16:20	Networking and Fellowships Reception		
17:15		Deanery Challenge	

Thursday, 4 December

	Hall 1A	Hall 2A	Hall 2B
08:00	Registration & refreshments		
09:00	Aesthetics	Paediatrics - Cleft and Craniofacial	Microsurgery Masterclass 09:00-16:00
10:00	Morning break, posters and Exhibition		
10:30	Hunterian Lecture		
11:10	IAPS	Oral Papers 2.1	
12:10	Oral Papers 2.2		
12:45	Lunch break, posters and Exhibition		
12:45	Zeiss Symposium		
13:51	BAPRAS AGM (members only)		
14:20	Gillies Lecture		
15:00	Breast	Burns	
15:40	Afternoon break and Exhibition		
16:00	Oral papers 2.3	Oral papers 2.4	
16:21	Protecting plastic surgery		
19:00	Association Dinner		

Friday, 5 December

	Hall 1A	Hall 2A	Hall 2B
08:00	Registration & refreshments		
09:00	Skin and Sarcoma	Hands	Nurses Day Session 1
10:00	Oral papers 3.1	Oral papers 3.2	
10:21	Morning break, posters and Exhibition		
10:51	John Potter Lecture		Nurses Day Session 2
11:21	Oral papers 3.3	Military	
11:42	UK Women in Plastic Surgery	BFIRST	
12:12		Research and Innovation	
12:40		JPRAS (runs into lunch)	
13:00	Lunch break, posters and Exhibition		
13:30	Oral papers 3.4		Nurses Day Session 3
14:30	International Collaborative Association Session		
15:21	End of Congress		

NovoSorb® BTM

Biodegradable
Temporising Matrix

The Bali Catalyst:

Turning Grief into Global Healing

Born from the tragedy of the Bali Bombings in 2002, our mission has expanded into a movement for global healing. Today, our patented NovoSorb® technology has touched the lives of over 80,000 patients, guided by more than 400 clinical publications, and is helping people in 46 countries worldwide.



Pictured: John Weeks,
first burns patient treated.



Generate a neodermis
over exposed bones
and tendons^{1,3,4}



Robust in the
presence of
infection^{2,3}



Dermal repair
to support
limb salvage⁵



Design to minimise
contracture over
functionally
important areas⁴

Rethink Scar Reconstruction

NovoSorb® BTM is a synthetic, bioabsorbable scaffold that enables generation of a vascularised neodermis, to provide a robust foundation for reconstruction over deep structures, including exposed bone and tendons.^{6,7} It is indicated for full or deep partial thickness burns, traumatic wounds, complex vascular and surgical and reconstructive wounds.



PolyNovo®

Healing. Redefined.

Manufacturer and Global Head Office
PolyNovo Biomaterials Pty Ltd
2/320 Lorimer Street, Port Melbourne
Victoria, Australia 3207
T +613 8681 4050
E info@polynovo.com

EMEA Head Office
10 John Street
London, WC1N 2EB
United Kingdom
T +44 7399 361 285
E info@polynovo.com

Discover more:
polynovo.com

Contact us



Refer to the Instructions For Use for full device details. References: **1.** Wagstaff MJD, et al. EPlasty. 2015. **2.** Greenwood JE, et al. J Burn Care Res. 2012. **3.** Greenwood JE, et al. Burns Open. 2018. **4.** Wagstaff MJD, et al. Burns Open. 2019. **5.** Data on file **6.** Greenwood JE, et al. EPlasty. 2016. **7.** Damkat-Thomas L, et al. PRS – Global Open. 2019.

© PolyNovo and NovoSorb are registered trademarks of PolyNovo Biomaterials Pty Ltd.

ADDITIONAL SESSIONS

Microsurgery Masterclass

3 December, 10:30-16:30

4 December, 09:00-16:00

Hall 2B

Taking place on Wednesday and Thursday in Hall 2B, the microsurgery masterclass is an excellent opportunity for trainees to learn from experts, during hands on sessions.

This session is offered on a first-come, first-served basis so make sure you take advantage and go practice your microsurgical skills under the guidance of the experts.

With thanks to Zeiss, Mercian and Severn Healthcare for donating the equipment.

Regeneron promotional symposium

Navigating advanced CSCC: Fostering collaboration between surgeons and oncologists

3 December, 13:25

Hall 1A

Speakers: Dr Will Ince and Mr Amer Durrani

Dr William Ince (Clinical Oncologist) and Mr Amer Durrani (Plastic & Reconstructive Surgeon) explore multidisciplinary approaches to advanced CSCC care, providing interesting insights from real-world case studies. Please feel free to bring your lunch with you. This is a promotional symposium funded and organised by Regeneron UK Ltd. For UK healthcare professionals only.

PolyNovo Innovation Zone

3 December

Exhibition Area, during breaks

The Innovation zone area is a new delegates feature/ exhibition opportunity that we hope will grow in the future, this area allows for demonstrating new equipment of exciting innovations a company may have, this year we welcome Polynovo as the inaugural company demoing their new product.

Sponsored lunch time symposium - Zeiss**Life in 3D: New Frontiers in Microsurgical Breast Reconstruction**

4 December, 12:25

Hall 1A

Speakers: Ms Mary Morgan

Hybrid visualisation systems are redefining microsurgery by enhancing precision, ergonomics and teaching. This lecture explores the integration of the ZEISS KINEVO 900 into microsurgical breast reconstruction practice, highlighting its impact on surgeon posture, workflow efficiency and intraoperative collaboration. Drawing on real clinical cases, it demonstrates how robotic positioning, 3D digital imaging and shared visualisation have transformed the performance and teaching of vascular anastomosis. Practical insights into setup, learning curve and outcomes will be discussed, alongside reflections on the future of digital and augmented microsurgery. Attendees will gain actionable strategies for adopting hybrid visualisation in reconstructive practice.

PROGRAMME

WEDNESDAY 3 DECEMBER

President's Welcome

Hall 1A

- 09:15** **President's Welcome**
Award of McGregor Medal to Mr Ciaran Hurley
Mr Paul McArthur

Mercian Lecture

Hall 1A

Chair: Mr Paul McArthur

- 09:25** **Mercian Sponsored Lecture - Microsurgery in Children -
bespoke and mass production**
Ms Grainne Bourke

Hunterian Lecture

Hall 1A

Chair: Mr Keith Allison

- 10:05** **Skin Cancer: Personalising surgical care through artificial
intelligence**
Professor Tom Andrew

- 10:45** **Morning break, posters and Exhibition**

11:15 PARALLEL SESSIONS

Limbs reconstruction

Hall 1A

Head and neck & Facial palsy (see page 14)

Hall 2A

Limbs reconstruction

Hall 1A

Chairs: Mr Ahmed Emam and Alastair Brown

- 11:15** **Guest Lecture** - From evidence to practice: implementing ortho-plastic standards in an American major trauma centre
Dr Juan Berner
- 11:35** **Guest Lecture** - Non-microsurgery reconstruction of the lower limb
Mr David Bell
- 11:55** **Case presentation and discussion**
Mr Alastair Brown & Mr Ahmed Emam
- 12:35** **Free Paper** - Long-term follow-up and outcomes of a UK trial of Osseointegrated Prosthesis for the Rehabilitation for Amputees: 1995-2025
Miss Sophie Dupré¹, Dr Vijay Kolli¹, Mr Alex Trompeter¹, Mr Jonathan Lohn¹
1St George's Hospital, London, UK
- 12:42** **Free Paper** - PROCESS guided Case series of Primary Targeted Muscle Reinnervation and regenerative peripheral nerve interfaces in the prevention of post amputation and phantom limb pain
Mr Craig Nightingale¹, Mr Kwang Chear Lee², Mr David Wallace¹
1University Hospital of Coventry and Warwick, Coventry, UK, 2QE Hospital, Birmingham, UK
- 12:49** **Free Paper** - Lower limb free flap failures: Moving forward with risk stratification and optimised salvage strategies - A five-year single major trauma centre experience
Miss Alicja Moore¹, Dr Conor Taylor², Dr Shirrushtii Appan¹, Dr Avishek Ray¹, Dr Mihika Agarwal¹, Mr Mohamed Maher¹
1Queen Elizabeth Hospital Birmingham, UK, 2Ministry of Defence, UK

13:00 **Lunch break, posters and Exhibition**

13:25 LUNCHTIME SYMPOSIUM

Regeneron Promotional Symposium

Navigating advanced CSCC: Fostering collaboration between surgeons and oncologists

Hall 1A

Head & neck and Facial palsy

Hall 2A

Chair: Ms Kalliroi Tzafetta and Mr Martin Heaton

11:15 Guest Lecture - 3D printing for bony reconstruction in Head and Neck

Mr Konstantinos Benetatos

11:35 Guest Lecture - Mandibular reconstruction

Mr Vittorio Ramella

11:55 Guest Lecture - Future innovations for treatment of facial nerve paralysis

Ms Nicole Lindenblatt

12:15 Guest Lecture - H&N GRIFT

Ms Jennifer Graystone

12:35 Free Paper - Optimising microsurgical head and neck reconstruction: Structural and training strategies from a high-volume oncology centre in India

Mr Devvrat Katechia¹, Dr Sourabh Rawat, Dr Umesh Bansal
¹Bhagwan Mahaveer Cancer & Research Hospital, Jaipur, India

12:42 Free Paper - A Comparative study of pharyngolaryngectomy free flap reconstruction: A 12-year retrospective analysis at a single centre

Mr Harry Bright¹, Dr Anna Onderkova¹, Mr Richard Goodall¹, Mr Simon Wood¹

¹Charing Cross Hospital, London,

12:49 Free Paper - Experience of islanded intraoral myomucosal flaps for oropharyngeal reconstruction: Single centre 10 year follow up cohort study

Mr Rob Staruch^{1,2}, Miss Rebecca Jurdon², Mr Sipan Shahnazari³, Mr Priyamal Silva¹, Mr Roman Mykula¹, Mr Matheuw Potter¹

¹Oxford University Hospitals NHS Trust, Oxford, UK, ²Academic Department of Military Surgery & Trauma, Birmingham, UK, ³Chelsea & Westminster NHS Trust, London, UK

13:00 Lunch break and Exhibition

13:25 LUNCHTIME SYMPOSIUM

Regeneron Promotional Symposium

Hall 1A

The New Consultants Forum

Hall 1A

Chair: Mr Will Holmes

- 14:10** **Guest Lecture** - Setting up a microsurgery service as a new consultant
Mr Will Holmes
- 14:15** **Guest Lecture** - Coming from an international fellowship as a new consultant
Mr Ben Baker
- 14:20** **Guest Lecture** - Joining a established service as a new consultant
Mr Nick Pantelidas
- 14:25** **Guest Lecture** - Setting up a entire service as a new consultant
Miss Susie Yao
- 14:30** **Guest Lecture** - Starting in an unknown unit as a new consultant
Miss Leila Touil
- 14:35** **Panel Discussion**

Free Papers 1

Hall 1A

Chair: Mr Will Holmes and Mr James Baden

- 15:10** **Free Paper** - Botulinum toxin is a vasoconstrictor of isolated mouse arteries
Doctor Lylas Aljohmani^{1,2,3}, Professor Oran Kennedy², Professor Christopher Torrens³, Professor Roisin Dolan^{1,4}
¹Department of Plastic and Reconstructive Surgery, St Vincent University Hospital, Ireland, ²Department of Tissue Engineering Research Group, RCSI, , Ireland, ³Department of Physiology, RCSI, Ireland, ⁴UCD School of Medicine & Medical Sciences, University College Dublin, Ireland
- 15:17** **Free Paper** - Outcomes of axillary surgery-related lymphedema: Identifying predictors for exclusion from prophylactic lymphatic-venous anastomosis
Ms Joanna Ochogwu¹, Ms Chloe Jordan, Ms Georgette Oni
¹Cambridge University Hospital, Cambridge, UK

- 15:24** **Free Paper** - Immediate lymphatic reconstruction (ILR) after axillary lymph node dissection with no additional donor site morbidity in patients undergoing immediate breast reconstruction with DIEP flap
Ms Laura Puscas¹, Mr Matthew Griffiths¹, Mr Kavan Johal¹
¹Broomfield Hospital, Chelmsford, United Kingdom
- 15:31** **Free Paper** - Demographic and clinical characteristics of gunshot trauma patients at an urban UK major trauma centre: A retrospective analysis
Dr Alexandra MacKenzie¹, Mr David Zargarani¹, Squadron Leader Poonam Valand¹, Professor Shehan Hettiaratchy¹
¹Imperial College Healthcare Trust, London, UK
- 15:38** **Free Paper** - Complex functional reconstruction following cancer excision
Sam Leong, Giulia Colavitti, Rice Michael, Sasha Wilson, **Miss Olivia Smith¹**
¹Southmead Hospital, Bristol, United Kingdom
- 15:45** **Free Paper** - The world's largest experience of the CSAP flap - a highly versatile & reliable flap
Professor Andrew M Hart^{1,2}, Professor Steven Lo^{1,2}, Mr. Jörg Dabernig³
¹Canniesburn Plastic Surgery Unit, Glasgow Royal Infirmary, Glasgow, UK, ²The University of Glasgow, Glasgow, UK, ³Haus Der Schönheit, Salzburg, Austria
- 15:52** **Free Paper** - Migraine surgery: Our 15-year experience
Professor Edoardo Raposio¹, Prof. Ilaria Baldelli
¹University Of Genova, Italy
- 15:59** **Free Paper** - Insights and misconceptions on the anatomy of the SCIP flap
Dr Alberto Franchi², **Dr Luca Patanè¹**
¹Sapienza University Of Rome, Italy, ²Cantonal Hospital of Winterthur, Winterthur, Switzerland
- 16:06** **Free Paper** - How camera-to-subject distance and height affect breast measurement and follow-up assessment in plastic surgery
Dr Jiangmiao Xie¹, Dr Wenchao Zhang¹, Dr Elan Yang¹, Dr Xiao Long¹, Dr Ang Zeng¹
¹Peking Union Medical Collage Hospital, Beijing, China
- 16:13** **Free Paper** - The Real Cost of ADM-only Reconstruction of Defects Resulting From Excision of Skin Cancer
Mr Shola Adeniran¹
¹West Suffolk Hospital, UK

16:20 Welcome and Fellowships Reception

Exhibition Hall

All delegates are warmly invited to join us for complimentary refreshments.

17:15 Deanery Challenge

Hall 2A


Join us for the third edition of this fun pub quiz-style plastic surgery challenge. If you would like to take part but are not yet on a team, please visit the registration desk to enquire about joining.

Microsurgery Instrument Specialists



MICRO SUTURES

Micro sutures are designed for easy penetration into vessels and nerves.



MERCIAN VISIBILITY BACKGROUND MATERIAL

Positioned behind the vessel during anastomosis of micro vessels, background assists visualization ensuring a improved operating field.

S&T[®]

MICRO INSTRUMENTS & CLAMPS

Mercian distribute S&T Microsurgery Instruments the world leader in Instruments and Acland Micro Vessel Clamps.



MERCIAN

Surgical Instruments of Excellence

www.merciansurgical.com

THURSDAY, 4 DECEMBER

09:00 PARALLEL SESSIONS

Aesthetics

Hall 1A

Paediatrics - Cleft and Craniofacial

Hall 2A

Aesthetics

Hall 1A

Chairs: Mr Mohammad Riaz and Ms Charlotte Defty

09:00 Guest Lecture - Refinements in deep plane facelift

Dr Konstantinos Benetatos

09:20 Guest Lecture - Avoiding cosmetic carnage

Mr Aidan Fitzgerald

09:40 Free Paper - From comfort to conflict: Redefining the role and mindset of the plastic surgeon in war and poor zone

Mr Giovanni Francesco Dall'amico¹, **Mr Ahmed Mokhallati**

¹Hull University NHS Trust, Leeds, United Kingdom

09:47 Free Paper - Revolu'onizing rhinoplasty: The use of powered instruments for enhanced accuracy and results

Dr Abdelrahman Hussein¹

¹Zagazig University, Zagazig, Egypt

10:00 Morning break, posters and Exhibition

Paediatrics - Cleft and Craniofacial

Hall 2A

Chairs: Mr David Johnson and Mr Pundrique Sharma

09:00 Guest Lecture - Spina bifida repair and protection of the paediatric vulnerable spine

Mr Nicholas Wilson-Jones

- 09:20 Guest Lecture - Children affected by war - do we care?**
Mr Shehan Hettiaratchy
- 09:40 Free Paper - The use of virtual reality to assist planning the separation of omphalo- and ischiopagus conjoined twins using composite myocutaneous flaps from the fused limb to close trunk wall defects: a report of two cases**
Mr Neil Bulstrode¹, Mr Amir Sadri¹, Miss Justine O'Hara¹, Mr Andreas Roposch¹, Dr Athanosis Tyraskis¹, Prof Paolo De Coppi¹
¹Great Ormond Street Hospital, London, UK
- 09:47 Free Paper - A study of the microenvironmental signals leading to premature suture ossification using a novel 3D tissue engineering model of craniosynostosis**
Dr Mariangela Meyer^{1,2}, Ms Hólmfríður Vigdís Rist Jónsdóttir^{1,2}, Ms Shirley Bracken³, **Mr Dylan J Murray³**, Dr Arlyng González-Vázquez^{1,2}, Prof Fergal J O'Brien^{1,2,4}
¹Tissue Engineering Research Group (TERG), Department of Anatomy and Regenerative Medicine, Royal College of Surgeons in Ireland (RCSI), Dublin, Ireland, ²Advanced Materials Bio-Engineering Research Centre (AMBER), RCSI and Trinity College Dublin (TCD), Dublin, Ireland, ³National Paediatric Craniofacial Centre, Children's Health Ireland at Temple Street, Dublin, Ireland, ⁴Trinity Centre for Bioengineering, TCD, Dublin, Ireland
- 09:54 Free Paper - Paediatric cranioplasty in Ireland 2006–2023: A retrospective review**
Mr Dáire Goodman¹, Ms Róisín Pollock¹, Ms Charlotte Loh¹, Ms Shirley Bracken¹, Mr S Ramdial¹, Mr Darrach Crimmins², Mr John Caird², Mr Dylan Murray¹
¹National Paediatric Craniofacial Centre, Children's Health Ireland at Temple Street, Dublin, Ireland, ²Department of Neurosurgery, Children's Health Ireland at Temple Street, Dublin, Ireland

10:00 Morning break, posters and Exhibition

Hunterian Lecture

Hall 1A

Chair: Keith Allison

- 10:30 Following in the footsteps of John Hunter: The development of a holistic micro and macro approach for the surgical management of congenital ear deformities - a quest for perfection**
Professor Neill Bulstrode

11:10 PARALLEL SESSIONS

IAPS

Hall 1A

Oral papers 2.1

Hall 2A

IAPS

Hall 1A

Chairs: Mr Jack Kelly and Mr Odhran Shelley

11:10 Guest Lecture - Innovation at the Interface: Nurturing Clinician-Scientists in Plastic Surgery

Professor Roisin Dolan

11:30 Guest Lecture - TBC

Mr Odhran Shelly

11:50 Guest Lecture - An overview of Ireland's national plastic and reconstructive surgery training programme

Ms Shirley Potter

Continues with Oral Papers 2.2 (see page 24)

Oral papers 2.1

Hall 2A

Chairs: Mr Vimal Gokani and Mr Shehan Hettiaratchy

11:10 Free Paper - Perforator based key-stone flaps for reconstruction of neonatal congenital trunk defects: a short case series of 4 cases

Mr Bassem Mossaad¹

¹NHS Tayside, Dundee, United Kingdom

11:17 Free Paper - The application of the Melanoma Institute Australia (MIA) risk prediction calculator in supporting surgical decision making for sentinel lymph node biopsy in cutaneous melanoma patients: The Coventry experience, United Kingdom.

Mrs Kirstie Forbes^{1,2}, Professor Joseph Hardwicke¹

¹University Hospitals Coventry and Warwick, Coventry, UK, ²Queen Elizabeth Hospital, Birmingham, UK

- 11:24 Free Paper - Evaluating the impact of intraoperative ultrasound on localising skin cancer metastasis: A quality improvement study**
Dr Nadin Hawwash¹, Gregory Royle², Dr Damian Mullan², Mr Kantappa Gajanan², Mr Damir Kosutic²
¹University of Manchester, UK, ²The Christie NHS Foundation Trust, Manchester, UK
- 11:31 Free Paper - Global implementation and impact of a virtual reality-based plastic surgery education program**
Mr Ameen Mahmood¹, Mr Clement Yong Jing Cheng², Mr Ahmed Salih¹, Mr Princewill Ukpeh¹, Miss Leena Abdalla³, Mr Andrew Gan⁴, Mr Kai Jian Chin³, Mr Jason Ha⁵, Miss Florence Chang Jia Xuan⁶, Miss Srija Gullapalli⁴, Mr Krish Gupta⁷, Mr Keshav Krishnan⁷, Mr Andrei Balan⁸, Miss Punni Tannirandorn², Miss Nicole Salgado Fernandez⁹, Mr Iihan Ali¹, Miss Anoushka Samanta¹, Miss Cheuk Ying Kyleen Kiew¹, Mr Joshua Lee¹⁰, Miss Fay Fathima Imitaz Fareed⁹, Miss Manisha Teji¹⁰, Miss Ayushi Gianchandani¹, Mr Abdulwali Yasini¹¹, Mr Ameer Khamise⁹, Professor Jagtar Dhanda^{12,13}
¹Imperial College London, UK, ²University College London, UK, ³Barts and the London, UK, ⁴University of Birmingham, UK, ⁵University of Bristol, Bristol, UK, ⁶Cardiff University, Cardiff, UK, ⁷University of Leeds, Leeds, UK, ⁸University of Warwick, Warwick, UK, ⁹University of Buckingham, Buckingham, UK, ¹⁰King's College London, London, UK, ¹¹University of Central Lancashire, Lancashire, UK, ¹²Brighton and Sussex Medical School, Brighton, UK, ¹³Queen Victoria Hospital, East Grinstead, UK
- 11:38 Free Paper - E-scooter Trauma: A study of injury profiles and system resource demands**
Dr Manasweeta Borah¹, Dr Jasmine Wai¹, Mr David Zargarani¹, Miss Poonam Valand¹, Miss Sophia Opel¹, Mr Matthew Wordsworth¹
¹St. Mary's Hospital, Imperial College Healthcare NHS Trust, London, UK
- 11:45 Free Paper - Exploring the relationship between clinical factors and ex-vivo skin wound healing**
Dr Sundas Masudi¹, Mr Paolo Matteucci¹, Professor Matthew Hardman², Dr Holly Wilkinson², Mr Joshua Totty¹
¹Department of Plastic and Reconstructive Surgery, Hull University Teaching Hospitals NHS Trust, Cottingham, UK, ²University of Hull, UK
- 11:52 Free Paper - Does contra-lateral immediate symmetry in DIEP breast reconstruction increase complications and impact GIRFT Benchmarks. A Prospective single centre study.**
Miss Nisha Chana¹, Mr Samuel Teklay¹, Mr Andrew Kilshaw¹, Ms Kirsty Smith¹, Mr Nikos Lymperopoulos¹, Mr William Holmes¹
¹Pinderfields Hospital, Wakefield, United Kingdom

11:59 Free Paper - An objective comparison of recovery between abdominal (DIEP) and inner-thigh (TUG) based breast reconstruction

Mr Richard Kwasnicki¹, Miss Katherine Poon¹, Ms Louise de Galbert¹, Mr Vimal Gokani², Mr Francis Henry², Ms Judith Hunter², Ms Georgina Williams², Mr Simon Wood²

¹Department of Surgery and Cancer, Imperial College London, London, UK,

²Imperial College Healthcare NHS Trust, London, UK

12:24 Free Paper - Patient reported sensory outcomes using BREAST-Q following neurotised autologous breast reconstruction – preliminary results and technical tips from a UK centre

Mr Ibrahim Ibrahim¹, Dr Alina Kashif¹, Ms Leah Shevlin², Ms Georgina Williams¹, Mr Simon Wood¹, Ms Judith Hunter¹, Mr Francis Henry¹, Mr Vimal Gokani¹

¹Department of Plastic and Reconstructive Surgery, Charing Cross Hospital, Imperial College Healthcare NHS Trust, London, UK, ²Department of

Physiotherapy, Charing Cross Hospital, Imperial College Healthcare NHS Trust, London, UK

12:31 Free Paper - Prospective study on the impact of surgical margins on local recurrence rates in breast-conserving surgery

Dr Rakshana Munusamy¹, Dr Naveen Bose J

¹King's College Hospital NHS Foundation Trust, London, UK

12:38 Free Paper - The duplex ultrasound scan: a more reliable modality for planning Deep Inferior Epigastric Artery Perforator free tissue transfer?

Miss Zahra Hussain^{1,3}, Mr Mohamed Abdelrahman², Mr Alex Jones²

¹University of Cambridge, Cambridge, United Kingdom, ²James Cook University Hospital, Middlesbrough, UK, ³American University of Beirut, Beirut, Lebanon

12:45 Lunch break, posters and Exhibition

Oral papers 2.2

Hall 1A

Chairs: Professor Jack Kelly and Mr Odhran Shelley

- 12:10 Free Paper - Pragmatic comprehensive joint approach to perianal defect reconstruction following complex abdominoperineal resection for recurrent Low rectal and anal cancer.**
Miss Nada Ibrahim¹, Mr Mogdad Alrawi¹
¹Royal Victoria Infirmary, Newcastle, United Kingdom
- 12:17 Free Paper - Global clinical guidelines for gender-affirming surgery: A scoping review**
Dr Roisin Pollock¹, Dr Robert Woods¹, Ms Maire-Caitlin Casey¹
¹Galway University Hospital, Galway, Ireland
- 12:24 Free Paper - Cost effective strategies for reducing carbon emissions in plastic surgery**
Dr Ciara Walsh¹, Mr Dónal Murphy¹, Mr Niall McInerney¹, Ms Máire Caitlín Casey¹, Mr Alan Hussey¹
¹Galway University Hospital, Galway, Ireland
- 12:31 Free Paper - Operating outside of theatres for high volume low complexity daycase surgery: a two year experience**
Miss Emma Tudge², Mr Kerellos Shoukier¹
¹Merseyside And Westlancs Teaching Hospitals Nhs Trust, St. Helens, UK,
- 12:38 Free Paper - Predictors of Nodal Metastasis in Malignant Melanoma: A retrospective analysis of 83 therapeutic neck dissections at Whiston Hospital (2017–2025)**
Miss Embiye Adala¹, Mr Hamish Thomson², Dr Po-Hsien Tsai³, Mrs Aenone Harper-Machin⁴, Mr Christopher Jones⁵
¹Department of Burns & Plastic Surgery, Mersey West Lancashire Teaching Hospitals NHS Trust, Liverpool, United Kingdom, ²University of Liverpool, School of Medicine, Liverpool, United Kingdom, ³Department of Burns & Plastic Surgery, Mersey West Lancashire Teaching Hospitals NHS Trust, Liverpool, United Kingdom, ⁴Department of Burns & Plastic Surgery, Mersey West Lancashire Teaching Hospitals NHS Trust, Liverpool, United Kingdom, ⁵Department of Burns & Plastic Surgery, Mersey West Lancashire Teaching Hospitals NHS Trust, Liverpool, United Kingdom

12:45 Lunch break, posters and Exhibition

12:45 LUNCHTIME SYMPOSIUM

Zeiss Symposium

Life in 3D: New Frontiers in Microsurgical Breast Reconstruction

Hall 1A

13:51 BAPRAS AGM - MEMBERS ONLY

Hall 1A

Gillies Lecture

Hall 1A

Chair: Mr Paul McArthur

14:20 **The Stoic Surgeon**

Professor Peter Dziewulski

15:00 PARALLEL SESSIONS

Breast

Hall 1A

Burns (see page 26)

Hall 2A

Breast

Hall 1A

Chairs: Mr Simon Wood and Ms Rieka Taghizadeh

15:00 **Guest Lecture - Marginal gains (and losses) in microsurgical breast reconstruction**

Mr Adam Blackburn

15:10 **Guest Lecture - Lymphatic surgery for breast cancer related lymphedema: types of procedures and first results from the Dutch Lymph Trial**

Ms Shan Shan Qiu

15:25 **Guest Lecture - Outcome of post mastectomy radiotherapy and diep reconstruction: an update.**

Miss Rieka Taghizadeh

15:35 **Guest Lecture - High risk autologous breast reconstruction**
Mr Simon Wood

15:40 **Afternoon break and Exhibition**

Burns

Hall 2A

Chairs: Mr Chris Lewis and Ms Claire Black

15:00 **Guest Lecture - AI in Burn Care**
Dr Jeffrey Carter

15:20 **Guest Lecture - An Indian approach to burns**
Dr Subodh Kumar Singh

15:40 **Afternoon break and Exhibition**

16:00 PARALLEL SESSIONS

Oral Papers 2.3

Hall 1A

Oral Papers 2.4

Hall 2A

Oral papers 2.3

Hall 1A

Chairs: Mr Paul McArthur and Mr Leila Touil

16:00 **Free Paper - Biomaterials for bone reconstruction and the human immune response**

Miss Jessica Roberts^{1,2,3}, Dr Vineetha Jayawarna², Prof Manuel Salmeron-Sanchez², Prof Andrew Hart^{1,2}, Dr Megan MacLeod²

¹Canniesburn Plastic Surgery Unit, Glasgow, United Kingdom, ²University of Glasgow, Glasgow, , ³Blond McIndoe Fellowship, Royal College of Surgeons England, London,

16:07 **Free Paper - Rethinking hand fracture management in frail patients**

Doctor Lylas Aljohmani^{1,4}, Dr Nicola McShane², Dr Shane

Carr², Ms Iulia Marinescu^{1,4}, Ms Linda Kelly², Ms Simone Kneafsey^{1,4}, Ms Kylie O'Grady^{3,4}, Ms Emma Carr^{3,4}, Professor Roisin Dolan^{1,4}

¹Department of Plastic & Reconstructive Surgery, St Vincent's University Hospital, Dublin, Ireland, ²Department of Surgery, Royal College of Surgeons in Ireland, Dublin, Ireland, ³Department of Hand Therapy, St Vincent's University Hospital, Dublin, Ireland, ⁴UCD School of Medicine & Medical Sciences, University College Dublin, Dublin, Ireland

16:14 Free Paper - Cost analysis of flap reconstruction for patients with diabetic foot ulcers

Dr Bryant Chong¹, Ms Jayne Edmonds¹, Ms Rebecca Shirley¹, Mr James Chan¹

¹Stoke Mandeville Hospital, Buckinghamshire Healthcare NHS Trust, United Kingdom

Continues with Protecting Plastic Surgery (see page 28)

Oral papers 2.4

Hall 2A

Chairs: Ms Susan McCrossan and Professor Roisin Dolan

16:00 Free Paper - Defining the incidence of associated trauma in burns patients at a major trauma centre: A 5 year analysis

Miss Zekiye Karagozlu¹, Mr David Zargaran², Mr Alexander Zargaran³, Ms Poonam Valand², Ms Sophia Opel², Dr Shehan Hettiaratchy²

¹Imperial College London School of Medicine, London, UK ²Department of Plastic and Reconstructive Surgery, St Mary's Hospital, London, UK, ³Division of Surgery & Interventional Science, University College London, London, UK

16:07 Free Paper - Neonatal burns IN THE united kingdom: a 10-year national review AND single-centre management experience

Ms Marina Ibrahim¹, Mr Ian Mackie¹

¹North Bristol Trust, Bristol, United Kingdom

16:14 Free Paper - Implementation of digital patient-reported outcome measures to personalise outpatient burn care

Miss Olivia Hartrick¹, Dr Bryant Chong¹, Ms Fozia Hussain¹, Dr Elizabeth Pounds-Cornish¹, Miss Alexandra Murray¹

¹Buckinghamshire Healthcare Nhs Trust, Aylesbury, United Kingdom

- 16:21 Free Paper - Redefining diabetic foot ulcer management with plastic surgery intervention: a cost comparison analysis**
Dr Pune Shahrjerdi¹, Mr David Zargaran¹, Dr Nimryta Sembi¹, Dr Jasmine Wai¹, Mr Toby Noton¹, Ms Nishma Patel², Prof Elena Pizzo², Mr Kshem Senarath-Yapa¹, Mr Arvind Mohan¹ ¹Department of Plastic and Reconstructive Surgery, St Mary's Hospital, Imperial College Healthcare NHS Trust, London, United Kingdom, ²Department of Primary Care and Population Health, University College London, London, United Kingdom
- 16:28 Free Paper - Use of Biodegradable Temporising Matrix novosorb® in the Reconstruction of Complex Wounds at a Regional Burns Unit: The Northern Ireland experience**
Miss Rawan Hassan¹, Mr Jamie Clements¹, Miss Claire Black¹, Mr Brendan Fogarty¹, Mr Abid Rashid¹
¹Royal Victoria Hospital, Belfast, United Kingdom
- 16:35 Free Paper - Clinical guidelines for complex war wound Management: Update and consensus using a mixed-method approach**
Major Sam Snelling¹, Major Harry Claireaux, Major Kyung Hoon Moon, Surg Lt Cdr Harrison Roocroft, Lt Col Johann Jeevaratnam, Lt Col Neil Eisenstein, Major Robert Staruch
¹Royal Army Medical Services, Bristol, United Kingdom
- 16:42 Free Paper - Complex limb reconstruction in wartime settings: Challenges and solutions**
Mr Giovanni Francesco Dall'amico¹, Mr Ahmed Mokhallati
¹Hull University NHS Trust, Leeds, United Kingdom

Protecting Plastic Surgery

Hall 1A

Chair: Mr Paul McArthur

- 16:21 Guest Lecture - Protecting the title of plastic surgeon**
Mr David Morgan

19:00 The Association Dinner at Titanic Belfast

Only delegates who have pre-booked their ticket are able to join.

FRIDAY, 5 DECEMBER

09:00 PARALLEL SESSIONS

Skin and Sarcoma

Hall 1A

Hands

Hall 2A

Skin and Sarcoma

Hall 1A

Chairs: Mr Ian Smith and Ms Maharukh Daruwalla

09:00 Guest Lecture - Melanoma: What's changing?

Professor Marc Moncrieff

09:30 Guest Lecture -Managing melanoma in a paediatric hospital

Ms Sian Falder

09:45 Guest Lecture -Spare part principle in sarcoma surger

Mr Maniram Ragbir

Continues with Oral Papers 3.1 (see page 31)

Hands

Hall 2A

Chairs: Mr Peter Russell and Mr Harry Lewis

09:00 Guest Lecture - Hand trauma: A Belfast experience

Mr Harry Lewis

Guest Talk - Lat dorsi transfers

Mr Micheal Eames

09:30 Guest Lecture - Neuroelectric prosthetic

Mr Kavir Amin

Continues with Oral Papers 3.2 (see page 31)

10:00 PARALLEL SESSIONS

Oral papers 3.1

Hall 1A

Oral papers 3.2 (See at page 31)

Hall 2A

Oral papers 3.1

Hall 1A

Chairs: Mr Ian Smith and Ms Maharukh Daruwalla

- 10:00 Free Paper - Evaluating the use of indocyanine green-assisted sentinel lymph node biopsies in limb melanoma**
Miss Maria Prayle¹, Ms R Vyas, Dr M Omar, Miss R Khaw
¹Whiston Hospital Liverpool,, UK

- 10:07 Free Paper - The Scottish Consensus Clinical Management Guidelines for Merkel Cell Cancer**
Mr Kaz Rahman¹, Mr Ben Aldridge², Dr Fiona Macdonald³, Professor Charlotte Proby⁴, Dr Brendan McCann⁵
¹NHS Grampian & North Cancer Alliance, Aberdeen, Scotland, ²NHS Lothian & South East Scotland Cancer Network, Edinburgh, Scotland, ³NHS Greater Glasgow and Clyde & West of Scotland Cancer Network, Glasgow, Scotland, ⁴NHS Tayside & University of Dundee, Dundee, Scotland, ⁵The Beatson West of Scotland Cancer Centre, NHS Greater Glasgow & Clyde, Scotland

- 10:14 Free Papers - An international, multi-centre study of surgical margins in intermediate to high grade sarcoma**
Mr Marcus Brookes^{1,2}, Mr Corey Chan², Ms Svetlana Cherlin², Mr Timothy Crowley¹, Mr Iain Anderson¹, Mr Maniram Ragbir¹, Mr Tom Beckingsale¹, Mr Kanishka Ghosh¹, Mr Christopher Ghazala¹, Mr Jonathan Stevenson³, Mr Naeil Lofti³, Mr Jasprit Kaur³, Mr Sanjay Gupta⁴, Ms Joanna Aithie⁴, Mr Ashish Mahendra⁴, Mr Anthony Griffin⁵, Mr Paul Jutte⁶, Mr Louren Goedhart⁶, Mr Tom D Groot⁶, Mr Kenneth Rankin^{1,2}

¹Royal Victoria Infirmary, Newcastle Upon Tyne, Newcastle Upon Tyne, UK,

²Translational and Clinical Research Institute, Newcastle University, Newcastle upon Tyne, UK, ³Royal Orthopaedic Hospital, Birmingham, UK, ⁴Glasgow Queen Elizabeth University Hospital, Glasgow, United Kingdom, ⁵Mount Sinai Hospital, Toronto, Canada, ⁶University Medical Center Groningen, Groningen, Netherlands

10:21 Morning break, posters and Exhibition

Oral papers 3.2

Hall 2A

Chairs: Mr Peter Russell and Mr Harry Lewis

- 10:00** **Free Paper** - Prospective clinical study of Implanted Wireless Myoelectric Sensor (IMES) control of a transradial myoelectric prosthesis: surgical technique and functional comparison against surface EMG control
Professor Andrew M Hart^{1,2} Ms. Dáire McGuinness³, Dr. Þór Þór Friðriksson⁴, Mr. Björn Ómarsson⁴, Mr. Vincent McEachan⁵, Dr. Rebecca Gammage¹, Ms. Stephanie Grassick¹, Prof. Alan Macfarlane^{2,7}, Dr. Ásgeir Ásgeir Alexandersson⁴, Mr. Aidan Roche⁶
¹Canniesburn Plastic Surgery Unit, Glasgow Royal Infirmary, UK, ²CMVLS, The University Of Glasgow, Glasgow, UK, ³Ossur, Livingstone, UK, ⁴Ossur, Reykjavik, Iceland, ⁵Westmarc Prosthetics Centre, Glasgow, UK, ⁶Department of Bioengineering, UCL, London, UK, ⁷Department of Anaesthetics, Glasgow Royal Infirmary, UK
- 10:07** **Free Paper** - The UK Hand & Upper Limb Transplant Service: Lessons learned & progress report
Mr Vinay Itte¹, Miss Sarah Taplin¹, Miss Joanna Burdon¹, Mr Robert Bains¹, Miss Grainne Bourke¹, Professor Simon Kay¹, Mr David Leonard¹
¹Leeds General Infirmary, Leeds, United Kingdom
- 10:14** **Free Papers** - Determining the effect of perivascular botulinum toxin injections for the treatment of post traumatic cold intolerance
Dr Jessica Lynch¹, Dr Carissa Jacobs¹, Miss Anna Riemen², Mr Gary Masterton¹, Mr Paul McArthur¹
¹Whiston Hospital, Liverpool, United Kingdom, ²NHS Grampian, Aberdeen, Scotland

10:21 **Morning break, posters and Exhibition**

John Potter Lecture

Hall 1A

Chair: Mr Maniram Ragbir

- 10:51** **Guest Lecture** -Transforming Lives: The Smile Train impact in cleft lip and palate care in India
 Mr Ravi Mahajan

Continues with Oral Papers 3.3 (see page 32)

11:21 PARALLEL SESSIONS

Oral papers 3.3

Hall 1A

Military

Hall 2A

Oral papers 3.3

Hall 1A

Chairs: Ms Susie Yao and Ms Emma Snashnall

11:21 **Free Papers - Upper airway obstruction trends in craniofacial syndromes: a comparative study**

Dr Raghad Alshammasi¹, Mr James Moran¹, Ms Shirley Bracken¹, Dr Matylda Sheehan¹, **Mr Dylan J Murray¹**

¹Children's Health Ireland at Temple Street, Dublin, Ireland

11:28 **Free Paper - Why do women leave surgical training; A scoping review**

Dr Rachael Crompton¹, Dr Hannah Gillespie

¹Ulster Hospital, Belfast, United Kingdom

11:35 **Free Paper - Transforming bilateral cleft lip and palate approach with primary setback osteotomy utilization: a severity-based algorithm proposal**

Dr Nathanael Tendean Witono¹, Dr Kristaninta Bangun¹, Dr Clara Menna¹

¹Plastic Reconstructive and Aesthetic Surgery Division, Dr. Cipto Mangunkusumo Hospital, Universitas Indonesia, Jakarta Pusat, Indonesia

Continues with UK Women in Plastic Surgery (see page 34)

Military

Hall 2A

Chair: Mr Paul McArthur

11:21 **Guest Lecture - TBC**

Mr Graham Lawton

11:42 PARALLEL SESSIONS

UK Women in Plastic Surgery

Hall 1A

BFIRST & Research and Innovation

Hall 2A

UK Women in Plastic Surgery

Hall 1A

Chairs: Mrs Aenone Harper Machin

11:42 Guest Talk- How I mentor

Ms Reena Agarwal

12:07 Guest Talk - Optimising performance for surgeons

Ms Lilli Cooper

12:32 Guest Talk- How to mentor

Ms Rachel Clancy

13:00 Lunch break, posters and Exhibition

BFIRST

Hall 2A

Chairs: Mr Naveen Cavale

11:42 Introduction

Mr Naveen Cavale

11:47 Guest Lecture - Tanzania – project highlights of two allied professionals

Ms Clare Kelsey & Ms Jasmine Carney

11:52 Guest Lecture - How do UK surgeons benefit from global work?

Mr Stuart Watson

12:02 Guest Lecture - The first Caribbean project in Guyana

Mr Maniram Ragbir

Continues with Research and Innovation (see page 34)

Research and Innovation

Hall 2A

Chairs: Mr Matt Gardiner and Mr Naveen Cavale

- 12:12 Guest Lecture -You Can't Teach Surgery if No One Can Access the Information**
Mr Ryan Sugrue

Continues with JPRAS (a 60 minute session that runs into lunch)

JPRAS

Hall 2A

Chairs: Mr Pietro Di Summa and Mr David Leonard

- 12:40 Introduction - JPRAS highlights & future**
Mr Adam Reid
- 12:45 JPRAS award for most cited original research article 2024-25**
Projected augmented reality in DIEP flap breast reconstruction: Projecting perforators on the skin using dynamic infrared thermography
Ms Eva Meier
- 12:58 JPRAS award for best paper by a UK resident doctor 2024-25**
Ear splinting for ear anomalies in infants. Is it worth doing and have we missed the boat? A prospective, cohort study
Mr Kiron Koshy
- 13:10 Founding Editor to celebrate 10 year anniversary**
Former Editor of JPRAS & JPRAS Open - Professor Stefan Hofer
- 13:30 Editor of JPRAS Open: 10 years of JPRAS Open**
Professor Daniel F Kalbermatten
- 13:35 Announcement of new Editorial Advisory Board & JPRAS award for best UK reviewer 2024-25**
Mr Adam Reid & Professor Andrew Hart
- 13:40 Award Winners' photographs**

- 12:45 Lunch break, posters and Exhibition**

Oral papers 3.4

Hall 1A

Chairs: Ms Reena Agarwal and Mr Aidan Fitzgerald

- 14:00 Free Paper - Undergraduate plastic surgery in the UK: A national cross-sectional study of medical student exposure, awareness and perceptions**
Dr Shubham Gupta¹, Dr Jennifer Luu², Viraj Shah³, Sydney Barnes⁴, Professor Ben Miranda^{4,5}
¹Hillingdon Hospital NHS Foundation Trust, London, UK, ²Leeds Teaching Hospitals NHS Trust, Leeds, UK, ³Department of Medicine, Faculty of Medicine, Imperial College London, UK, ⁴St Andrew's Anglia Ruskin (StAAR) Research Group, Faculty of Health, Education, Medicine, and Social Care, Anglia Ruskin University, Chelmsford, UK, ⁵St Andrew's Centre for Plastic Surgery & Burns, Broomfield Hospital, Chelmsford, UK
- 14:07 Free Paper -Plastic surgery training in the UK and Ireland: A national survey**
Mr Richard Clough^{1,2}, Mr Dujan Bhatti^{1,3}, Miss Jiaxin Wen^{1,4}, Mr Arash Rafie^{1,2}, Miss Anna Rose^{1,5}, Miss Marianna Gavala^{1,6}, Miss Aaliya Uddin^{1,7}, Miss Susan McCrossan^{1,8}
¹PLASTA (UK and Ireland Plastic Surgery Trainees Association), National, UK, ²The Christie Hospital, Manchester, UK, ³Oxford University Hospital, Oxford, UK, ⁴St George's Hospital, London, UK, ⁵Ninewells Hospital, Dundee, Scotland, ⁶Royal Devon and Exeter Hospital, Exeter, UK, ⁷Queen Victoria Hospital, East Grinstead, UK, ⁸Beaumont Hospital, Dublin, Ireland
- 14:14 Free Paper - United Kingdom Survey: Exposure to cleft surgery during surgical training and attitudes amongst surgical trainees toward a career in cleft**
Mr Henry de Berker¹, Mr David Sainsbury
¹North West Deanery (East), Preston, United Kingdom

International Collaborative Association Session

Hall 1A

Chairs: Ms Reena Agarwal and Mr Aidan Fitzgerald

- 14:21 Panel discussion**
Mr Subodh Kumar Singh, Mr Odhran Shelley, Mr Jeffrey Carter
Mr David Morgan, Mr Franco Bassetto

15:21 CLOSE OF CONFERENCE

NURSES EDUCATION DAY 2025

We are delighted to host the 8th Nurses Education Day, convened by Ms Reena Agarwal and Claire Porter.

08:30 – 09:00 Coffee & Registration

Welcome and introduction

- 09:00 Welcome**
Ms Reena Agarwal
- 09:05 Opening remarks**
Mr Paul McArthur
- 09:10 Session Introduction**
Claire Porter

Session 1

Chairs: Ms Reena Agarwal and Claire Porter

- 09:20 Guest talk - Facial Palsy**
Ms Penny Graville
- 09:35 Guest talk - Skin Cancer team: Change in ways of working- Northern Ireland**
Ms Sheena Stothers
- 10:00 Free paper - From Wales to Zimbabwe: Building a Hypospadias Surgery Service at CURE International Children's Hospital funded by BFIRST**
Louise Scannell
- 10:10 Free paper - "BOB" the Burns Outreach Bus – From vision to reality**
Sue Boasman

10:20 Morning break and Exhibition

Session 2

Chairs: Claire Porter and Michelle McCarten

- 10:50 Free paper - Patient information with regards to fat transfer**
Pauline Doran-Williams
- 11:00 Guest talk - Plastics trauma clinic journey- Northern Ireland**
Linda Symington

- 11:15** **Guest talk - The Children's Burns Trust: Family weekends**
Jo Myers
- 11:30** **Guest talk - Medical tattooing- THE PIXEL NURSE**
Laura Jane Powell
- 11:45** **Free paper - Developing an orthoplastic and bone MDT service**
Sian Francis
- 11:55** **Free paper - Effects of Scar Massage following radiotherapy and breast reconstructive surgery**
Daniel Gregson
- 12:05** **Free paper - Adult safeguarding**
Jennifer Nightingale
- 12:15** **Free paper - Implementation of a Lower Limb Discharge Passport to Enhance Patient Outcomes and Continuity of Care**
Donna Walsh
- 12:25** **Guest talk - History of BAPRAS nurses**
Claire Porter
- 12:40** **Free paper - Improving burns pre-hospital pathways**
Ella Anthony

13:00 Lunch break and Exhibition

Session 3

Chairs: Claire Porter and Louise Scannell

- 14:00** **Guest talk - BFIRST Tanzania**
Clare Kelsy and Jasmine Carney
- 14:20** **Guest talk - Research and Innovation**
Mr Jason Wong
- 14:35** **Free Paper - A day in the life of a Registered Advanced Nurse Practitioner in Ireland**
Julie Jordan O' Brien
- 14:45** **Free Paper - Pilonidal Disease in Plastic Surgery: Pictorial Review of Surgical Approaches and Evidence-Based Nursing Care Pathways**
Jeyanthi Jeyarajah
- 14:55** **Closing**
Mr Maniram Ragbir

15:00 CLOSE OF CONFERENCE

POSTERS OVERVIEW

Wednesday, 3 December

	Screen 1	Screen 2	Screen 3	Screen 4
10:45	417 Z Ahmed	68 ZY Wong	262 D Bhatti	191 S Y Choo
10:55	204 H Cole	534 ZY Wong	100 A Al- Naqqash	437 L Lai
11:05	501 R T Ranathunga	327 M Elsafti	544 ZY Wong	313 J Crane
13:00	44 M Goodarzi	52 H Haq	363 A Iqbal	396 C Jacobs
13:10	44 CYK Kiew	426 L Lai	234 M Crowther	129 A Mandal
13:20	386 G Masterton	358 J McSweeney	198 T Mertz	91 LY Mon
13:30	485 PJ O'Donoghue	448 SC O'Rourke	271 S Palagani	487 S Prathap
13:40	513 S Raja	539 ZY Wong	154 A Skrlec	203 L Taylor
13:50	64 YYC Thein	450 L Wilson	530 O Kamoga	529 ZY Wong
14:00	372 J Xie	541 J Zhao	112 A Tetea	418 J Maguire

Thursday, 4 December

	Screen 1	Screen 2	Screen 3	Screen 4
10:00		543 R Aggarwal	245 C Fanning	447 M Farag
10:10			117 M Goodarzi	207 M Gowell
10:20	55 Y Hashemipour			165 M Ibrahim
12:45			409 K Wild	506 A Khoury
12:55	223 Perusseau-Lambert		126 A Mandal	114 A Marinov
13:05	475 C Stenson	282 K Mills	137 H Murdeswar	50 E Muscat
13:15	225 A Perusseau-Lambert	140 H Tanous	101 D Madarshahian	253 M Medeiros
13:25	220 A Perusseau-Lambert		138 L Thomas	243 GY Hur
13:35			132 R Woods	146 L Taylor
13:45	146 C Jacobs			150 T Uthayakumar

Friday, 5 December

	Screen 1	Screen 2	Screen 3	Screen 4
10:21	147 H Abdulla	314 H Bedri		
10:31	123 M Brookes	520 F Braimah	67 L Boyce	
10:41			160 WLK Chu	
13:00	444 R Wain		459 M Ejaz	
13:10	335 M Elsharawy		445 K Khalil	
13:20	276 J Mackay	373 S Smith	511 G Masterton	
13:30	283 J McSweeney	292 A Norman	233 R Moscalu	
13:40	65 J McSweeney	303 A Nowak	477 PJ O'Donoghue	
13:50		324 N Sembi	275 A Skrlec	199 S Frost

SPY-PHI

Changing the way you see your patients

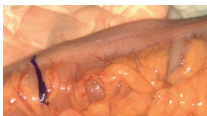
For an enlightened perspective on surgery.



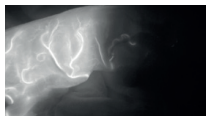
Fluorescence Imaging Redefined

The SPY Portable Handheld Imager (SPY-PHI) utilises SPY Fluorescence Imaging Technology to assist surgeons in the visual assessment of lymphatic and vascular circulation. The above applications are suitable for breast, plastic, gyn oncological, reconstructive and gastrointestinal procedures among others. SPY-PHI's compact, lightweight design makes it suitable for use in the operating room as well as smaller spaces such as ambulatory surgical centres.

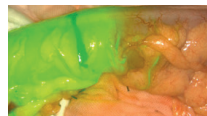
SPY-PHI is a versatile fluorescence imaging system that provides clinicians with an innovative tool for perfusion assessment, featuring:



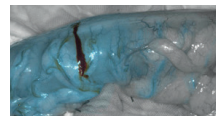
White Light Mode



SPY Fluorescence Mode



Overlay Fluorescence Mode



Color Segmented Fluorescence Mode

Flexible working distance and wide imaging field

Designed to allow clinicians to assess perfusion using a wide range of viewing distances, allowing for versatility in the operating room

Multiple visualisation modes

Combines fluorescence signal information with vivid white light images in real-time

Brilliant image quality

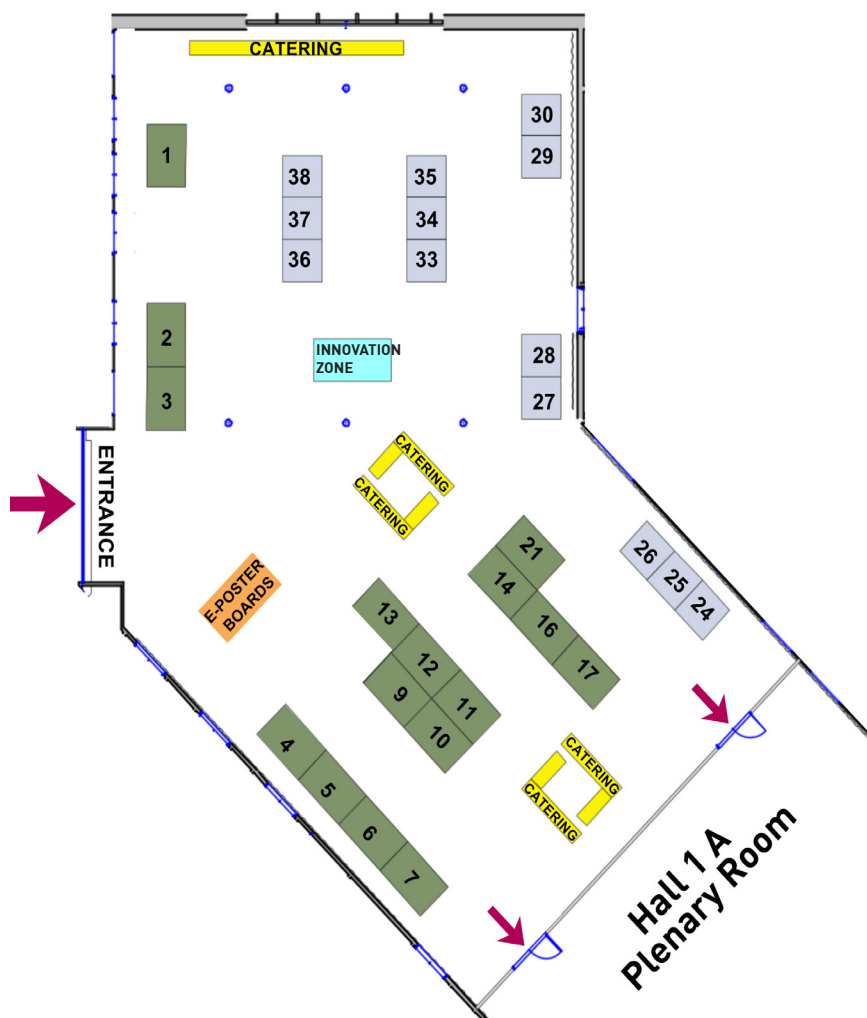
The 1080p resolution at 60fps, designed to provide realistic colour reproduction, results in a sharp, highly detailed image

Ambient light immunity

Allows the operator to work fluidly without disrupting activities around the surgical table

See more. Do more.

EXHIBITION FLOORPLAN



Download the BAPRAS events app to find out more about our exhibitors



1	Zeiss
2	Advantech Surgical & Belle
3	Motiva Implants UK
4	June Medical
5	RAISE Healthcare
6	Spectral AI
7	BBraun
9	Joint Operations
10	Severn Healthcare
11	POLYTECH Health & Aesthetics GmbH
12	Silimed
13	PolyNovo UK Limited
14	Stryker
16	R&D Surgical Ltd
17	Regeneron
21	Mercian Surgical Supply
24	JPRAS
25	BSSH
26	The BAPRAS Collection
27	Scott Vale
28	EuroSurgical
29	PLASTA
30	BFIRST
33	Möller Medical - VIBRASAT PRO Liposuction
34	Mölnlycke Healthcare
35	Lemonchase
36	IGEA Medical UK
37	Kimal PLC
38	Mentor J&J MedTech

EXHIBITORS AND SPONSORS

HEADLINE SPONSORS

MERCIAN
Surgical Instruments of Excellence

REGENERON
SCIENCE TO MEDICINE®

stryker



EDUCATION PARTNERS



GOLD SPONSORS



SILVER SPONSORS



EXHIBITORS



CHARITY PARTNERS



SEVERN Healthcare Technologies is a medical device distribution company supplying market leading, high-quality products, across multiple specialties.

For those familiar with Severn Healthcare, they will know us as the UK supplier of the GEM anastomotic Coupler, and GEM Flow Coupler for monitoring of buried free flaps.

Microvascular anastomotic GEM Coupler

- Designed for microsurgical anastomosis of veins and arteries
- 99.4% success rate in 1000 consecutive venous anastomoses
- Average venous anastomosis time 5.04 minutes
- Gold standard for venous anastomosis
- Perfect for seamless intima to intima anastomosis of mismatched vessels (ration 3:1)

"The Flow Coupler showed significantly higher flap salvage rates compared to free flaps monitored clinically"

Bowe CM, Twigg J, Salker AM, Doumas S, Ho MW.

Outcomes of anastomotic venous flow couplers in head and neck free flap reconstruction-five-year experience in a single centre. Br J Oral Maxillofac Surg. (2022) 60(6):847-51.

We're also the supplier of the smallest micro clip in the world, GEM Superfine, which is particularly useful for pedicle side branch ligation and those with an interest in hand and paediatric surgery.

2023 marked an exciting milestone for the company with the launch of our GEM Microsutures.

Since their introduction, the sutures have been widely well received, with positive feedback highlighting the fine and malleable nature of the needle, the non-memory thread, and excellent knot security



Severn Healthcare Technologies Limited

42 Kingfisher Court, Hambridge Road, Newbury, Berkshire RG14 5SJ

Telephone: 01635 887640 Fax: 01635 552684 Email: service@severnhealthcare.com

INFORMATION FOR DELEGATES

Conference app

The conference app contains all the information you need to navigate the event including, schedules, delegate lists, abstracts, posters and more. Download the app from the App Store or Google Play.

The event code is **bapras2025**



Scan to check-in and get your certificate

New for 2025: To confirm your attendance and receive your CPD certificate, please scan the check-in QR code displayed throughout the venue.

Scanning the code is required to mark yourself as present at the event.

Certificate of attendance and CPD Points

Your certificate of attendance, including CPD points will be emailed to you after the conference.

Make sure to scan the check-in code to receive it.

The following points have been awarded for each day of the conference:

3 December - 6 points

4 December - 5.5 points

5 December - 5.5 points

Total- 17 points

Registration Desk Opening Times

Online registration is open throughout the event. Head to the BAPRAS website to complete your registration.

Wednesday 3 December: 08:00-17:00

Thursday 4 December: 08:00-17:00

Friday 5 December: 08:00-14:30

e-poster sessions

Posters will be presented in the e-poster area in the Exhibition Area at during the morning and lunch break on each day. The presentation times are available on page 38 and on the app.

e-posters are available for viewing during all breaks.

Abstracts

All abstracts can be viewed on the programme website <https://bapras.eventsair.com/bapras-2025/> and in the conference app.

Information for presenters

If you have not had the chance to upload your presentation in advance through the link received from ICC Belfast, you can upload your presentation on the day, via the Speaker Preview.

On arrival can you please indicate at the registration desk you have a presentation and you will be directed to our Speaker Preview room level 2, Boardroom 2. The technical support team we have onsite will be able to assist you. Please make sure your presentation is loaded at least **30 minutes prior** to the start of your session.

Speaker preview opening hours:

Wednesday, 3 December: 07:00 - 17:00

Thursday, 4 December: 07:00 - 17:00

Friday, 5 December: 07:00 - 15:00

Taping of sessions

Any videoing, photography and sound recording of the conference sessions is strictly forbidden, without prior written permission from the organising committee.

Photography

We will be taking photos of the conference for use on social media and other materials for the Association. If you would like to opt out of this, please visit the registration desk.

Social Media

We encourage you to join the conversation on LinkedIn and Instagram! Please post about your experiences using the hashtag **#BAPRAS2025**. You are asked to kindly consider the confidentiality of content that you may be posting to social media.

Taxis

Value cabs – 028 9080 9080

Fona cab – 028 9033 3333

Wi-Fi

ICC Belfast has a guest Wi-Fi network free for all guests to use. To

access the complimentary Wi-Fi, the user must enter their name, provide an email address and agree to the Terms and Conditions.

Exhibition area

The exhibition area will be open to delegates during the following times:

Wednesday, 3 December: 08:00 – 17:15

Thursday, 4 December: 08:00 – 16:00

Friday, 5 December: 08:00 – 14:00

Cloakroom

Delegates are able to use the Cloakroom on the ground floor, Riverside Foyer.

This is open during the following times:

Wednesday, 3 December: 08:00 – 19:00

Thursday, 4 December: 08:00 – 17:00

Friday, 5 December: 08:00 – 16:00

Breastfeedin and Pumping Room

A private, lockable room is available onsite for breastfeeding and pumping, with a fridge provided. Please ask at the registration desk for access.

Prayer Room

The Prayer Room is located on Level 3 in the room named “Organisers’ Office”.

5k Fun Run

We hope you will be joining us on Thursday morning for the 5K Fun Run around Belfast. The run will start at 07:00 from the Riverside Foyer and will follow a loop through the city. Doors open at 06:45.

Refreshments will be available upon arrival.

NOTES

This image shows a single sheet of white paper with horizontal ruling lines. The lines are evenly spaced and run across the width of the page. There are no margins, text, or other markings on the paper.

BAPRAS EVENTS IN 2026

BAPRAS Undergraduate Day

7 March 2026

Edinburgh

AEC 5.8 Breast

27-28 April 2026

Mercure Sheffield St Paul's Hotel and Spa

Subspeciality Education Meeting

27-28 March 2026

Leicester

BAPRAS Celtic Meeting

September 2026

Venue TBC

AEC 6.1 Limb Reconstruction


October 2026

Venue TBC

BAPRAS 80th Anniversary Congress 2026

2-4 December 2026

The Spine, Liverpool



BAPRAS
Royal College of Surgeons
38-43 Lincoln's Inn Fields
London
WC2A 3PE

020 7831 5162
secretariat@bapras.org.uk

