



BAPRAS

British Association of Plastic
Reconstructive and Aesthetic Surgeons

2018 WINTER SCIENTIFIC MEETING



Wednesday 28 - Friday 30 November 2018
QE II Centre - London

Introducing THE JUGGLING CLUB: Changing Culture in Plastic Surgery

Are you a Plastic Surgeon **AND** a parent, carer,
sportsperson, artist, researcher...?

Whatever you are juggling, come and chat about
your challenges and help us form **The Juggling Club!**



Mountbatten Room

Friday Lunchtime

A Session NOT to be MISSED!





BAPRAS

British Association of Plastic
Reconstructive and Aesthetic Surgeons

Winter Scientific Meeting

CONTENTS

President's Welcome	4
Council	6
Overview	
Programme Overview	7
Additional Meetings & AGM	9
Programme	
Wednesday 28 November	10
Thursday 29 November	16
Friday 30 November	25
Posters	
Posters by Surname	31
Posters by Numerical Order	37
Exhibition and Sponsorship	
Sponsors	45
Exhibitors	46
Floor plans	47
Exhibitor Information	48
Information	
Social Events	57
Venue Information	60
Information for Delegates	61
Information for Presenters	63
Future Meetings	64

PRESIDENT'S WELCOME

Dear Friends,

It is a great pleasure to welcome you to the Queen Elizabeth II Centre in London for our 2018 Winter Scientific Meeting.

We have an excellent programme for you, ranging widely across plastic surgery. It includes two important eponymous lectures, the McIndoe Lecture to be given by Dr Sarah Pape OBE on burns, an area of practice close to Sir Archibald, and the University of Newcastle John Potter lecture by Dr Mark Clemens, from Houston, Texas and an international expert on BIA-ALCL.



We have several other international speakers: Fiona Wood from Perth, Australia talking on burns, Ed Buchel from Winnipeg, Canada, speaking on microsurgery and giving the S&T Mercian lecture, and Keith Bryant telling us of his experiences as CEO of the Australian Society of Plastic Surgeons.

During the meeting there are topics for everyone: burns, microsurgery, limb trauma and reconstruction, medico-legal aspects, aesthetic surgery, craniofacial surgery, sarcoma and oncology, skin cancer, breast surgery (including an introduction to the Cosmetic Practice Standards Authority), innovation and research.

On Thursday evening, instead of the usual Association dinner there will be a fundraising charity ball for BFIRST, the charity that does amazing work in the poorest countries in the world by training and supporting local surgeons to undertake reconstructive plastic surgery, and by offering surgical fellowships. The ball has a James Bond theme and will be at the Grand Connaught Rooms in Covent Garden.

On Friday I am delighted that this year there is a long overdue session for plastic surgery nurses and allied healthcare professionals in the specialty, such key members of our teams. BAPRAS Council agreed that they should attend free of charge, and we welcome them. I hope that this will be the first of many such sessions.

London always has much to offer to visitors, and I hope very much that you will enjoy this meeting, not only the scientific parts, but also the networking and socialising.

Mr David J Ward, FRCS

President 2017 & 2018

BAPRAS

Officers

Mr D J Ward	President
Mr M Henley	Deputy President
Mr S J Eccles	Honorary Secretary
Mr N K James	Honorary Treasurer

Council Members

Mr J O'Donoghue - Council Member North East
Mr R Cole - Council Member South West
Ms R Waters - Council Member West Midlands
Professor P Dziewulski - Non-regional Council Member
Miss M Fawzy - Council Member East of England
Miss R Agarwal - Council Member East Midlands
Mr S Sinclair - Council Member Northern Ireland
Miss B Jemec - Council Member London
Mr I C Josty - Council Member Wales
Mr A R Khandwala - Council Member South East Coast
Mr A Kotwal - Council Member Yorkshire and Humberside
Mr D J McGill - Council Member Scotland
Mr M C Swan - Council Member South Central
Mr R I S Winterton - Council Member South West

PROGRAMME OVERVIEW

Wednesday 28 November

	Foyer/Cambridge/ Windsor	Mountbatten	Rutherford and Abbey
08:00	Registration and Exhibitions		
09:55		President's Welcome	
10:00		Burns (Including McIndoe Lecture)	
12:30	Lunch and Exhibitions		Overseas Session (for those interested in BFIRST)
13:00		Microsurgery SIG Meeting (SIG Members only)	
13:50		Microsurgery Session, sponsored by S&T Mercian	
14:20			Limb Trauma
15:50	Refreshments and Exhibitions		
16:20		BAPRAS AGM (BAPRAS Members only)	Start Up Zone
17:20			

17:00 - PRASIS Drinks Reception (See page 57)

Thursday 29 November

	Foyer/Cambridge/ Windsor	Mountbatten	Rutherford and Abbey	Darwin	Shelley
07:30	Registration and Exhibitions				
08:00		Limbs	Pot Pourri		
10:00				PRASIS Board Meeting (PRASIS Members only)	
10:20	Refreshments and Exhibitions				
10:40		Medicolegal	Clinical Trials - Hosted by the RSTN		
12:20	Lunch and Exhibitions				
12:30				PRASIS AGM (PRASIS Members only)	

	Foyer/Cambridge/ Windsor	Mountbatten	Rutherford and Abbey	Darwin	Shelley
13:00	Lunch and Exhibitions		Body Contouring SIG Meeting (SIG Members only)		
13:15		PLASTA - Bullying and Harassment Session (PLASTA Members only)			
13:45		Aesthetic		JPRAS Deputy Editor Interviews (Closed)	BAPRAS Research Committee (Members only)
14:00					
15:25	Refreshments and Exhibitions				
15:55		Craniofacial	Oncology		
17:00					
17:05					
17:15					

19:00 - BFIRST Ball (See page 58)

Friday 30 November

	Foyer/Cambridge/ Windsor	Mountbatten	Rutherford and Abbey	Darwin
07:30	Registration and Exhibitions			
08:00		Skin Malignancy		
10:00	Refreshments and Exhibitions			
10:30		Innovation Introducing the concept of the Juggling Club: Changing culture in Plastic Surgery	Nurses & Therapists	
12:40	Lunch and Exhibitions		Communications Committee (Members only)	
13:00				
12:55				
13:15			Skin Cancer SIG Meeting (Members only)	
13:40				
13:45			Nurses & Therapists	
13:55		Ian McGregor Medal Presentation		
14:00		Breast (Including John Potter Lecture)		
16:00				
17:10				

ADDITIONAL MEETINGS

A number of Special Interest Group meetings, and other associated meetings will be held over the lunch breaks. There is no need to register for these meetings - consume your lunch and make your way to the relevant room if you are interested in attending.

Wednesday 28 November

12:30-13:50 Overseas Session - Rutherford and Abbey

This session is for any BAPRAS members involved in overseas work that may be interested in working with the BFIRST (The British Foundation for International Reconstructive Surgical Training).

13:00-13:45 Microsurgery special interest group - Mountbatten

Thursday 29 November

12:30-13:00 PRASIS AGM - Darwin (PRASIS members only)

13:00-13:45 Body Contouring special interest group - Rutherford and Abbey

13:15-13:45 PLASTA Bullying and Harassment Session - Mountbatten

Friday 30 November

13:00 -13:40 Communications Committee - Rutherford and Abbey

13:00 -13:45 Introducing the concept of the Juggling Club:
Changing culture in Plastic Surgery - Mountbatten

13:15-14:00 Skin Cancer special interest group - Darwin

AGM

The BAPRAS AGM will be held from 16:20 on Wednesday 28 November in the Mountbatten room. BAPRAS Members in all categories are invited to attend this meeting.

PROGRAMME

Lectures take place in the Mountbatten / Rutherford and Abbey rooms.

Refreshments, posters and exhibitors can be found in the combined Foyer, Cambridge and Windsor rooms

WEDNESDAY 28 NOVEMBER

08:00 Registration & Exhibitions - Foyer/Cambridge/Windsor

09:55 President's Welcome - Mountbatten

Burns

Mountbatten

Chairs - Professor P Dziewulski, Ms T Cubison

10:00 Free Paper - Osseointegration in bilateral above knee amputees following blast: 2 year follow up - soft tissue issues and future directions

Surg Lt Cdr L McMenemy¹ (Presenter), Mr A Ramasamy², Dr B Williamson², Ms K Sherman³, Dr R Phillip³, Mr D Evriviades², Mr J Kendrew² [Senior] (¹London, ²Birmingham, ³Epsom)

10:10 Free Paper - Improving efficiency in a tertiary hand trauma clinic through 3 completed loop audits

Mr P Singh (Presenter), Dr R Tanna, Miss N Nadheri, Professor A Mosahebi, [Senior] (London)

10:20 Free Paper - Burns management in a major trauma centre - getting it right first time

Mr J Ward (Presenter), Mr R Adlard, Ms F Ali, Mr S Saour [Senior] (London)

10:30 Free Paper - Comparison of Laser Doppler Imaging (LDI) and clinical assessment in differentiating between superficial and deep partial thickness burn wounds

Dr S Jan, (Presenter) Professor F Khan, Dr M Bashir, Dr M Nasir, Dr H Ansari, Dr H Shami, Mr A Hanif, Dr M Sohail (Lahore, Pakistan)

- 10:40** **Free Paper - Demographics of Electrical burns in the Upper Limb at the Plastic Surgery Unit, Dhaka Medical College Hospital, Bangladesh**
Miss B Jemec¹ (Presenter), Professor T Ahmed², Professor A Kalam², Professor S Khondoker² (¹London, ²Dhaka, Bangladesh)
- 10:50** **Free Paper (President's prize) - Burn scar modulation with autologous fat grafting**
Ms E Concannon (Presenter), Ms M Byrne, Dr H Power, Ms S Kennedy, Mr O Shelley, (Senior) (Dublin)
- 11:00** **Invited Speaker - BFIRST Update**
Mr W Lam
- 11:10** **Invited Speaker - The role of interdisciplinary research in burn care**
Professor F Wood
- 11:50** **McIndoe Lecture**
Invited speaker - Dr S Pape
Ten things I have learned during 30 years of burns care

12:10 **Lunch and Exhibitions - Beatrice Suite/Foyer**

LUNCHTIME MEETINGS

- 12:50** **Overseas Session**
Rutherford and Abbey
- 13:00** **Microsurgery Special Interest Group Meeting**
Mountbatten

Microsurgery Session (parallel session) sponsored by S&T Mercian

Mountbatten

Chairs - Mr H Giele, Professor V Ramakrishnan

- 13:50 Invited Speaker - A Macro approach to Microsurgery: Leave nothing behind**
Dr E Buchel
- 14:20 Free Paper - Determining the Effect of External Stressors and Cognitive Distraction on Microsurgical Skills and Performance in Plastic Surgery Trainees**
Dr S Carr (Presenter), Ms S Potter (Senior) (Galway, Ireland)
- 14:30 Free Paper (President's prize) - Flap-targeted CXCL12 knockdown: a normal tissue anti-fibrotic and cancer radiosensitiser in a breast reconstruction model**
Mr J Paget, (Presenter), Mr H Smith, Dr M MacLaughlin, Mr D Mansfield, Dr J Kyula, Ms V Roulstone, Dr N Somaiah, Professor K Harrington, Dr A Khan, (Senior) (London)
- 14:40 Free Paper - Characteristics, indications and outcomes of primary vascular grafts in free flap breast reconstruction**
Mr A Kapila (Presenter), Mr A Wakure, Professor V Ramakrishnan (Senior) (Chelmsford)
- 14:50 Free Paper - A comparison of the in vivo topography and vascular anatomy of the 2nd and 3rd intercostal spaces for internal mammary vessel exposure during total rib-sparing microvascular breast reconstruction**
Ms R Madada-Nyakauru¹ (Presenter), Dr Y Sasaki², Mr S Samaras¹, Miss G Oni¹, Dr M Di Candia³, Professor C Malata¹, (Senior)
(¹Cambridge, ²Tokyo, ³Bari, Italy)
- 15:00 Free Paper - Internal mammary artery perforator vessels as a recipient vessel for autologous free flap breast reconstruction: Technique description for case series**
Miss T Friebe¹, (Presenter); Professor V Ramakrishnan¹ (Senior), Mr R S K Raja Sabapathy² (¹Chelmsford, ²Coimbatore, India)

- 15:10 Free Paper - Outcomes of vascularised lymph node transfer for management of breast cancer related lymphoedema**
Miss K L Wallis¹ (Presenter), Miss F Dalgakiran², Miss R Hossain¹, Miss J Skillman¹ (Senior) (¹Coventry, ²Warwick)
- 15:20 Free Paper - A systematic review and meta-analysis comparing venous coupler devices with hand-sewn anastomosis in microsurgical free flap reconstruction**
Mr T Rodi¹ (Presenter), Dr A Geierlehner¹, Mr J Wormald², Mr A Esmaeili¹, Professor A Mosahebi¹, Mr G Tanos³ (Senior) (¹London, ²Oxford, ³Aylesbury)
- 15:30 Free Paper (President's prize) - Systematic review of anastomotic techniques to overcome vessel diameter discrepancy**
Mr M Mohammed (Presenter), Mr S George, Mr A Mostafa, Mr H Alfeky, Mr A El-Gawad (Senior) (Prescot)
- 15:40 Free Paper - The Tibial Osseo-Periosteal (TOP) Flap for Complex Defects and Bony Non-Unions**
Mr R Kannan¹ (Presenter), Dr S Yoshida², Dr S Nagamatsu², Dr K Yokota², Dr M Harima³, Dr J Tashiro³, Dr S Yamashita³, Professor I Koshima², (Senior) (¹East Grinstead, ²Hiroshima, Japan ³Tokyo, Japan,)

15:50 Refreshments & Exhibitions - Foyer/Cambridge/Windsor

Limb Trauma (parallel session)

Rutherford and Abbey

Chairs - Mr U Khan, Mr K Allison

- 14:20 Free Paper - Knife Crime-related Injuries: Clinical, Operational and Financial Impact**
Mrs C de Courcey (Presenter), Mr K Lee, Mr D Chester, Mr M Foster (Senior) (Birmingham)
- 14:30 Free Paper - Time to Initial Debridement and wound Excision (TIDE) in severe open tibial fractures and related clinical outcome: a multi-centre study**
Miss S Hendrickson¹ (Presenter), Miss R Wall², Mr O Manley³, Mr W Gibson⁴, Miss J Ward², Mr D Wallace², Mr M Lamyman³, Miss A V Giblin⁴, Mr T Wright¹, Mr U Khan¹ (Senior) (¹Bristol, ²Coventry, ³Oxford, ⁴Sheffield)
- 14:40 Free Paper - Is There a Role for Routine Bone sampling in open fractures?**
Mr G Filobos¹ (Presenter), Dr H K Li², Dr D Samarasinghe², Mr M Pearse², Mr M Ives², Mr G Lawton², Professor A Jain², Mr J Simmons², Mr S Hettiaratchy² (Senior) (¹Birmingham, ²London)
- 14:50 Free Paper - Improvements in Deep Infection rates in open Tibial fractures following service improvements**
Mrs S C Tucker (Presenter), Mr J McMaster (Oxford)
- 15:00 Free Paper - Evaluation of Costings in the Orthoplastic Management of Open Lower Limb Fractures**
Dr Y P A Tan (Presenter), Mr J K F Wong, Mr A Pillai, Mrs A Ogden, Mr D Pearson, Mrs A Brooks, Mr A J Reid (Senior) (Manchester)
- 15:10 Free Paper - 13 year case series of hand replantations in a major trauma centre**
Dr S Teklay (Presenter), Mr K C Lee, Ms L Patel, Mr M Gupta (Senior) (Birmingham)

- 15:20 Free Paper - Non-operative management of fingertip injuries with the semi-occlusive IV3000 dressing**
Mr M A A Khan (Presenter), Mr K Nassar, Mr D Jordan, Ms F J Hogg, Mr S Waterston (Senior) (Dundee)
- 15:30 Free Paper - Long-term outcomes following paediatric peripheral nerve injury repair**
Dr B Langridge (Presenter), Ms M Griffin, Mr M Akhavan, Professor P Butler (Senior) (London)
- 15:40 Free Paper - Updated national guidelines for the diagnosis and treatment of Complex Regional Pain Syndrome**
Mr J Henderson (Senior), Ms S Hendrickson (Presenter) (Bristol)

Start-up Zone (parallel session)

Rutherford and and Abbey

16:20

Chair - Mr R Kerstein

BAPRAS AGM (parallel session)

Mountbatten

16:20

This is open to members of BAPRAS in all categories

PRASIS Drinks Reception

17:00 See page 57 for further details

THURSDAY 29 NOVEMBER

07:30 Registration & Exhibitions - Foyer/Cambridge/Windsor

Limbs (parallel session)

Mounbatten

Chairs - Mr D Boyce, Mr D Lam

08:00 Free Paper (Presidents prize) - A Genetic Risk Score for Carpal Tunnel Syndrome

Mr A Wiberg (Presenter), Mr M Ng, Professor A Schmid, Dr G Baskozos, Professor D Bennett, Professor D Furniss (Senior) (Oxford)

08:10 Free Paper - Anti-Tumour Necrosis Factor therapy for Dupuytren's disease

Professor J Nanchahal¹ (Presenter), Mrs C Ball¹, Ms D Davidson², Mr N Cahoon², Dr W Sones¹, Dr L Williams¹, Dr F McCann¹, Dr J Swettenham¹, Mrs S Dutton¹, Professor S Lamb¹ (¹Oxford, ²Edinburgh)

08:20 Free Paper - A Comparison of Radiotherapy vs. Non-Operative Management in Early Dupuytren's: A Pilot Study

Miss M Mughal, Mr I King (Presenter), Mr R Staruch, Dr J Glees, Mr A Fleming (Senior) (London)

08:30 Free Paper (Presidents prize) - Single cell analysis of the fibrotic landscape in Dupuytren's disease

Miss M Dr T Layton (Presenter), Dr F McCann, Dr L Williams, Ms M Cabrita, Professor M Feldmann, Professor D Furniss, Professor J Nanchahal (Senior) (Oxford)

08:40 Free Paper - Hand anomalies in Fanconi anaemia - classification and correlation with timing of diagnosis

Miss G Bourke¹ (Presenter), Dr N Giri MD², Mr D Wilks¹, Professor S Kinsey¹, Dr B P Alter MD² (¹Leeds, ²Bethesda, USA)

- 08:50 Free Paper - Reconstruction of metacarpal defects using bone graft**
Miss A Kaur¹ (Presenter), Mr R Jose² (Senior), Mr K Bajaj² ¹Dundee, ²Birmingham)
- 09:00 Free Paper (President's prize) - Radial Dysplasia; intrinsic soft tissue changes and how they affect disease progression**
Mr G Murphy (Presenter), Mr B Sivakumar, Miss G Smith, Professor M Logan (Senior) (London)
- 09:10 Free Paper - Targeting endogenous stem cells to promote tissue regeneration**
Professor J Nanchahal¹ (Presenter); Dr G Lee¹, Dr A I Espirito Santo¹, Dr S Zwingenberger², Mr L Cai³, Professor T Vogl⁴, Professor N Horwood¹, Professor M Feldmann¹, Mr J Chan¹
(¹Oxford, ²Dresden, Germany, ³Sydney, Australia, ⁴Muenster, Germany)
- 09:20 Free Paper - Limb Hypoplasia in Obstetric Brachial Plexus Injuries - a longitudinal study**
Miss T Tomouk¹ (Presenter), Mr H Giele² (Senior), Mr G Wheble², Mr S Maciburko², (¹London, ²Oxford)
- 09:30 Invited Speaker - The challenge of the fractured proximal phalangeal shaft**
Mr D Shewring
- 09:50 Invited Speaker - AI support for amputation in lower limb trauma**
Mr N Tai

Pot Pourri (parallel session)

Rutherford and Abbey

Chairs - Wg Cmdr A Pandya, Mr A Kotwal

- 08:00 Free Paper (Presidents prize) - Use of absorbable vs non-absorbable sutures in cleft lip repair: A comparative study**
Mr B Rafique¹ (Presenter), Mr A Sadri², Miss F Padrini², Miss F Magguilli², Mr L Kangesu², Mr P Morris² (Senior)
[¹Chelmsford, ²London]
- 08:10 Free Paper - A ten-year review of secondary speech surgery outcomes - The Newcastle experience**
Mr C Lewis (Presenter), Mrs S van Eeden, Mr P Hodgkinson (Senior)
[Newcastle upon Tyne]
- 08:20 Free Paper - Further psychometric validation of the CLEFT-Q: ability to detect differences in outcome for four cleft-specific surgeries**
Mr C Harrison¹ (Presenter), Dr E Tsangaris², Dr K Wong³, Mr M Swan¹, Mr T Goodacre¹, Professor A Klassen² (Senior) [¹Oxford, ²Hamilton, ³Toronto, Canada]
- 08:30 Free Paper (President's prize) - Management of pressure ulcer reconstruction at a UK National Spinal Injuries Centre; A multidisciplinary team exercise**
Miss S Eltoum Elamin (Presenter), Mr P L Caine, Dr S Gahunia, Miss A Murray (Senior) (Aylesbury)
- 08:40 Free Paper - The Partial Myocutaneous Gluteal Flap for Perineal Reconstruction of Extralevator Abdominoperineal Defects; a single surgeon's experience over seven years**
Dr B Chandrasekar (Presenter), Mr P Mohammed (Senior), Miss C Harris (Wakefield)
- 08:50 Free Paper - Evaluating the Efficacy of Lipotransfer for Radiation Induced Fibrosis in Head and Neck Oncology**
Miss M Griffin (Presenter), Dr D Jelovac, Mr N Kalavrezos, Professor P Butler (Senior) (London)

- 09:00** **Free Paper - Long-term outcomes associated with a short-term surgical mission treating complex head and neck disfigurement**
Mr C Honeyman¹ (Presenter), Mr E Yonis², Mr V Patel², Mr M Fell², Professor D Martin³, Professor M McGurk, London, (Senior) (1^{Edinburgh}, 2^{London}, 3^{France})
- 09:10** **Free Paper (President's prize) - Development of a Novel Bioink to 3D Bioprint Cartilage for Facial Reconstruction**
Ms Z Jessop (Presenter), Dr A Al-Sabah, Dr N Gao, Dr S Kyle, Dr B Thomas, Dr N Badiei, Dr K Hawkins, Professor I Whitaker (Swansea)
- 09:20** **Free Paper (President's prize) - An Evaluation of the Validity of New Augmented Reality Platform for Teaching Breast Reconstruction Surgery to Plastic Surgery Students: A Pilot Study**
Dr Y L Loo¹ (Presenter), Mr D Reissis², Dr E Cardiff¹, Miss N Hachach-Haram¹, Professor A Mosahebi¹ (Senior) (1^{London}, 2^{Cardiff})
- 09:30** **Free Paper (President's prize) - Integrated Aesthetic Fellowships During Training**
Mr M Pywell (Presenter), Ms H Creasy, Mr B Way, Mr M Gorman, Mr M Pacifico, Mr M Jones (Senior) (East Grinstead)
- 09:40** **Free Paper - The effect of value based clinical commissioning on training opportunities in the northern deanery**
Miss R Ching (Presenter), Miss H Stark, Miss J Maraka, Miss S Stevenson (Senior) (Newcastle Upon Tyne)
- 09:50** **Free Paper - Working patterns amongst plastic surgery SHO-level doctors in the UK: are we creating a new "lost tribe"? Results of a national collaborative study by the Association of Surgeons in Training (ASiT)**
Mr I King (Presenter), Mr V Gokani, Miss R Nicholas, Miss L Giwa, Mr J Glasbey, Mr A Williams (Senior) (National Organisation)

10:20 **Refreshments & Exhibitions - Foyer/Cambridge/Windsor**

Medicolegal (parallel session)

Mounbatten

Chairs - Mr D Ward, Mr G Miller

- 10:40 Free Paper - Forensic Plastic Surgery and Clinical Practice**
Mr C R W Rayner (Presenter) (Birmingham)
- 10:50 Invited Speaker - The Surgeon as an Expert Witness: A Pictorial History of Medical Negligence**
Mr D Shewring
- 11:10 Invited Speaker - Medical Malpractice- the rising costs of claims – strategies to reduce risk, avoid harm and claims**
Mr T Yeaman
- 11:25 Invited Speaker - Watching the disclosure for consent evolve**
Mr R Wheeler
- 11:50 Panel Q&A**

Clinical Trials - hosted by the RSTN (parallel session)

Rutherford and Abbey

Chairs - Professor A Hart, Professor A Jain

- 10:40 Free Paper - Results of an international survey on the management of trigger finger**
Miss K Smith (Presenter) (Hull)
- 10:50 Free Paper - Management of Extra-articular Fractures of the Fifth Metacarpal: Operative vs. Non-operative Treatment – A Systematic Review and Meta-Analysis**
Mr J C R Wormald (Presenter), Dr H Claireaux, Professor D Furniss, Professor M Costa (Senior) (Oxford)
- 11:00 Free Paper - Pressure Ulcer Collaborative Surgical Evaluation (PRECISE) – Results of a UK-wide Survey of Surgical Practice**
Mr J Rodrigues (Presenter), Professor A Jain (Senior) (Oxford)

- 11:10 Free Paper – Treatment of Hidradenitis Suppurativa Evaluation Study (THESEUS) – Results of a Survey of Surgical Practice**
Mrs R Howes¹ (Presenter), Dr J Ingram² (Senior), Mr J Rodrigues³
[¹Salisbury, ²Cardiff, ³Oxford]
- 11:20 Discussion**
- 11:30 Invited Speaker – Where next for collaborative research? Trainee experience of collaborative research**
Mrs R Howes
- 11:40 Invited Speaker – Where next for collaborative research? Recognition of collaborative research in training**
Mr M Ragbir
- 11:50 Invited Speaker – Where next for collaborative research? Multicentre, multiauthor recognition in peer review publications**
Professor A Hart
- 12:00 Invited Speaker – Where next for collaborative research? International collaboration**
Mr G Perks
- 12:10 RSTN Update**
Mr M Gardiner

12:20 Lunch & Exhibitions – Foyer/Cambridge/Windsor

LUNCHTIME MEETINGS

- 12:30 PRASIS AGM (Open to PRASIS members ONLY)**
Darwin
- 13:00 Body Contouring SIG Meeting**
Rutherford and Abbey
- 13:15 PLASTA – Bullying and Harassment Session**
Mountbatten

Aesthetic

Mountbatten

Chairs - Mr M Henley, Mr R Winterton

- 13:45 Free Paper - New Year, New You; A surge in cosmetic tourism in Northern Ireland**
Miss S Martin (Presenter), Miss R Long, Mr S Sinclair, Mr C Hill, Belfast (Senior) (Belfast)
- 13:55 Free Paper - Proportions of the aesthetic African-Caribbean face: idealized ratios, comparison with the golden proportion and perceptions of attractiveness**
Mr A Mantelakis¹ (Presenter), Mr M Iosifidis², Professor D Wertheim², Mr V Antoniadou², Mr F Naini² (¹Ashford, ²London)
- 14:05 Free Paper - Closed rhinoplasty: outcomes of 242 consecutive cases of rhinoplasty, a single surgeon experience**
Mr S A Ramman¹ (Presenter), Mr T Shoaib² (Senior) (¹London, ²Glasgow)
- 04:15 Free Paper - Waist reducing Abdominoplasty. Do we save lives?**
Dr E Keramidou, Athens, Greece (Presenter)
- 14:25 Invited Speaker - Aesthetic surgery under local anaesthesia and sedation; enhancing patient recovery**
Mr F Fatah
- 14:40 Invited Speaker - The Management of Injectable Filler Complications**
Mr N Kirkpatrick
- 14:55 Invited Speaker - Some thoughts on Perineal Reconstruction**
Mr J Telfer
- 15:10 Panel Q&A**
- 15:25 Refreshments & Exhibitions - Foyer/Cambridge/Windsor**

BAPRAS Research Committee (parallel session)

Shelley

15:30 - 17:00

Craniofacial (parallel session)

Mounbatten

Chairs - Mr S Eccles, Mr D Johnson

- 15:55 **Invited Speaker** - Frontiers in Craniofacial Surgery**
Mr H Nishikawa
- 16:15 **Invited Speaker** - Personalized Craniofacial Surgery. How technology and evolving treatment philosophies are changing the face of craniofacial surgery**
Professor D Dunaway
- 16:35 **Free Paper** - Implications for the multidisciplinary management of children with craniofrontonasal syndrome: A 34-year review of patients in the Oxford Craniofacial Unit**
Dr S Dupre (Presenter), Miss H Care, Miss Z Gordon, Mr S Wall, Professor A Wilkie, Mr D Johnson (Senior), Miss S Kilcoyne (Oxford)
- 16:45 **Free Paper** - The efficacy of sequential Botulinum toxin-A injections for the management of synkinesis following facial palsy**
Mr. R Kannan (Presenter), Ms C Neville, Ms T Gwynn, Ms K Young, Mr C Nduka (Senior) (East Grinstead)
- 16:55 **Free Paper** - Reanimation of the lower lip – our experience using the anterior belly of digastric**
Miss J Ruston¹ (Presenter), Ms K Tzafetta² (Senior) (¹East Grinstead, ²Chelmsford)
- 17:05 **Free Paper** - Adipose derived stem cells enhance the angiogenesis and tissue integration of nanocomposite polyurethane cartilage replacements**
Miss M Griffin (Presenter); Mr D Kalakskar, Professor P Butler (Senior) (London)

Oncology (parallel session)

Rutherford and Abbey

Chairs - Mr M Ragbir, Mr D Gordon

- 15:55** **Invited Speaker - Developing a Sarcoma Service**
Mr R Ashford
- 16:15** **Invited Speaker - Limb preservation and functional reconstruction after sarcoma resection**
Dr E Buchel
- 16:35** **10 Minute Q&A**
- 16:45** **Free Paper - Surgical management of angiosarcoma of the breast: specialist service experience**
Mr R Warner (Presenter), Miss J Singh, Mr F Peart, Professor L Jeys, Mr S Ford, Professor D Gourevitch, Mr A Desai, Mr M Hallissey (Birmingham)
- 16:45** **Free Paper - Impact of specialist management on survival from radiation-associated angiosarcoma of the breast**
Mr R Warner (Presenter), Miss J Singh, Mr F Peart, Professor L Jeys, Mr S Ford, Professor D Gourevitch, Mr A Desai, Mr M Hallissey (Birmingham)

BFIRST Ball

19:00 See page 58 for further details

07:30 Registration & Exhibitions - Foyer/Cambridge/Windsor

Skin Malignancy

Mounbatten

Chairs - Miss M Daruwalla, Mr R Pritchard-Jones

- 08:00 Free Paper - Objective and Patient Reported Assessments of Skin grafts and Keystone flaps (OPRASK) – a pilot cohort study**
Mr T Dobbs (Presenter), Mr T Jovic, Ms Z Jessop, Ms A Kyle, Professor H Hutchings, Professor I Whitaker (Senior) (Swansea)
- 08:10 Free Paper - An Assessment of Histological Margins and Recurrence of Cutaneous SCC**
Miss S Sepehripour (Presenter), Mr O Dawood, Dr L Williams, Ms S Hatter, Dr R Liebmann, Mr B Dheansa (Senior) (East Grinstead)
- 08:20 Free Paper - An observational epidemiological analysis of patients admitted with Marjolin's ulcer over the last ten years**
Dr G Chaturvedi¹ (Presenter), Dr S Das², Professor A K Gupta¹ (Senior); Professor K P Meetper Doss¹, (¹Vellore, India, ²Bhopal, India)
- 08:30 Free Paper - The tunnelled median forehead flap: an elegant single stage reconstruction for complex inner canthal defects**
Mr D Hassan (Presenter), Mr J Morton (Senior) (St Helens)
- 08:40 Free Paper (Presidents prize) - Groin dissections in skin cancer: effect of a change in prophylactic antibiotic protocol**
Mr D Dargan¹ (Presenter), Mr S Hindocha¹, Ms R Wright¹, Mr M Hadlett², Mrs S McConville¹, Mr D Large¹, Mr D Beck¹, Dr K Mortimer¹, Mr P Brackley¹ (Senior) (¹Prescot, ²Liverpool)
- 08:50 Free Paper - Sentinel Lymph Node Biopsies in Atypical Regions: An Evaluation of Management**
Mr J Oldbury (Presenter), Miss A Rosich-Medina, Mr S Iyer (Senior) (Preston)

- 09:00 **Free Paper - Smartphone applications for triaging adults with skin lesions that are suspicious for melanoma****
Mr K Y Wong¹ (Presenter), Dr N Chuchu² (Senior); Dr Y Takwoingi², Dr J Dinnes², Dr R Martin¹, Mr O Bassett³, Dr J Moreau⁴, Mrs S Bayliss², Dr C Davenport², C S C Diagnostic Test Accuracy Group²
(¹Oxford, ²Birmingham, ³Cambridge, ⁴Pittsburgh, USA)
- 09:10 **Invited Speakers - Modern management of skin cancer – the Dermatologist's and Plastic Surgeon's view****
Dr J Garioch, Mr M Moncrieff
- 09:40 **Invited Speaker - Adjuvant drug treatment for melanoma****
Dr J Larkin

10:00 Refreshments & Exhibitions - Foyer/Cambridge/Windsor

Innovation (parallel session)

Mountbatten

Chairs - Mr R Kerstein, Mr P Kalu

- 10:30 **Introduction****
Mr R Kerstein
- 10:35 **Invited Speaker - Inventing the optimum wound closure device: A Clinician's innovation story****
Mr C Doctor
- 11:00 **Invited Speaker - High Performance Teams****
Mr B Farmer
- 11:25 **Free Paper - Augmented reality assisted hand trauma referral and assessment: a case report****
Mr P Macneal (Presenter), Mr D Reissis, Mr T Halsey, Ms N Haram (Senior), Mr I Hassan, Dr A Hader (London)
- 11:35 **Free Paper - Decellularization of Human Maxillofacial Skeletal Muscle****
Dr A Naik (Presenter), Mrs M Griffin, Mr M Szarko, Professor P Butler (Senior) (London)

- 11:45 Free Paper - Use of dCELL (de-cellularised) human dermis in primary and salvage hypospadias repair instead of using an interposition dartos fascial flap**
Miss N Joji (Presenter), Dr N Naderi, Mr N Kang (Senior) (London)
- 11:55 Free Paper - Predictors of Life Threatening Complications After Reconstructive Flap Surgery**
Dr. S Sparenberg (Presenter), Dr A Ibrahim, Dr. A Peymani, Dr. S J Lin (Senior) (Boston)
- 12:05 Invited Speaker - Rethinking the role of Professional Societies – the Australian experience**
Mr K Bryant
- 12:15 Invited Speaker - Review of the RCS Commission on the Future of Surgery**
Mr R Kerr
- 12:40 Q&A Panel session**

Nurses and Therapists (parallel session)

Rutherford and Abbey

AM Chairs - Mr D Ward, Ms C Porter | PM Chairs - Dr L Shepherd, Ms R Agarwal

- 10:30 Welcome from BAPRAS President**
Mr D Ward
- 10:35 Invited Speaker - The History of Plastic Surgery Nursing**
Ms J Myers
- 11:05 Invited Speaker - Leading a Plastic Surgery Nursing Service**
Mr D Edwards
- 11:35 Free Paper- Breast reconstruction in the elderly: The Oxford experience**
Ms C Brendler-Spaeth¹ (Presenter), Ms C Jacklin¹, Mr G Roseman¹, Ms J L See, Auckland, New Zealand; Mr P Kalu, Oxford
[¹Oxford, ²Auckland, New Zealand]

11:45 Free Paper - Differing Breast Reconstruction Rates between South Asian and Caucasian Populations in a Large City Oncoplastic Breast Unit in the UK

Mr E Cochrane (Presenter), Miss S Young, Miss P Khincha, Mr A Akhtar, Miss C Wright, Miss C Tait, Mr N Rhodes, Mr A Williams (Senior) (Bradford)

11:55 Free Paper - Negative Pressure dressings significantly decrease rates of wound breakdown and implant loss in prepectoral breast reconstruction

Dr B Fakim¹ (Presenter), Mr G Irwin², Miss L Highton², Mr J Murphy² (Senior) (¹Hull, ²Manchester)

12:05 Open Discussion - The future of Plastic Surgery Nursing

12:40 Lunch & Exhibitions - Foyer/Cambridge/Windsor

LUNCHTIME MEETINGS

13:00 Introducing the concept of the Juggling Club - Challenging Culture in Plastic Surgery

Mountbatten

13:00 Communications Committee (Closed meeting)

Rutherford and Abbey

13:15 Skin Cancer SIG Meeting

Darwin

[Nurses and Therapists continued]

13:45 Invited Speaker - Exploring the role of psychological flexibility to understand appearance anxiety and implications for treatment

Dr L Shepherd

14:15 Invited Speaker - Exploring the role of psychological flexibility to understand appearance anxiety and implications for treatment

Dr Carr (Presenter), Ms E Concannon (Senior), Dr J Birrane, Mr N McNerney, Dr A Doherty (Galway, Ireland)

- 14:25 Free Paper (Presidents prize) - Do hand injured patients experience psychological distress?**
Miss I Kieran (Presenter), Miss E George (Senior), Dr L Vaclavek, Dr M Stone (Wakefield)
- 14:35 Invited Speaker - The Role of the Breast Reconstruction Nurse - the Newcastle Experience**
Ms S Keeton
- 15:05 Invited Speakers - Burns and Plastics Outreach / Hospital @ Home**
Ms L Spain (Presenter), Ms E Murphy (Presenter)
- 15:35 Invited Speakers - Plastic Surgery Nursing-A Military Perspective**
SSgt E Spiers (Presenter), Sgt C Bratten (Presenter)

Breast (parallel session)

Mountbatten

Chairs - Mr J O'Donoghue, Mr N Cavale

- 13:55 Ian McGregor Medal Presentation**
Mr D Ward
- 14:00 John Potter Lecture**
Invited Speaker - Breast Implant Associated ALCL: Critical Lessons On An Emerging Malignancy
Dr M Clemens
- 14:40 Invited Speaker - How breast reconstruction is being restricted, why it matters and what to do about it**
Miss R Waters
- 14:55 Invited Speaker - Breast reconstruction advances and role of the Plastic Surgeon**
Mr S Culley
- 15:10 Ten minute Joint Question & Answer Session**
- 15:20 Invited Speakers - CPSA Discussion**
Mr N Mercer, Mr A Woollard, Mr S Withey, Mr A Armstrong

15:50 Free Paper - 5 years of prepectoral breast reconstruction: outcomes and lessons learnt

Dr B Fakim¹ (Presenter), Mr G Irwin², Miss L Highton², Mr R Johnson², Miss C Kirwan², Mr J Harvey², Mr J Murphy² (Senior)
(¹Hull, ²Manchester)

16:00 Free Paper - Abdominal free flap breast reconstruction outcomes and cost analysis following implementation of an enhanced recovery programme

Mr K Y Wong¹ (Presenter); Dr M Herieka², Miss S Hili², Dr L Kilbane², Mr A Sethu², Mr C Durrant², Mr S Heppell² (Senior) (¹Oxford, ²Portsmouth)

16:10 Free Paper - Immediate Breast Reconstruction after Neoadjuvant Chemoradiotherapy - The “Reverse Protocol” Concept

Mr H Sharma (Presenter), Mr D Grinsell (Senior), (Melbourne)

16:20 Free Paper - Post-operative wound complications following mastectomy and immediate reconstruction are associated with recurrence in ER negative breast cancer

Dr N Milliken¹ (Presenter), Miss E Morrow², Mr L Romics² (Senior)
(¹Edinburgh, ²Glasgow)

16:30 Free Paper - A systematic review on cost, clinical and patient-reported outcomes of deep inferior epigastric perforator (DIEP) flap versus implants for breast reconstruction

Mr A Khajuria¹ (Presenter); Dr M Trivella¹, Mr M Prokopenko², Mr O Smith², Mr M Greenfield², Dr A Pusic³, Mr A Mosahebi² (Senior)
(¹Oxford, ²London, ³Boston)

16:40 Free Paper (Presidents prize) - The use of PEAK PlasmaBlade® in DIEP/MS-TRAM breast reconstruction surgery compared to conventional diathermy – a single-centre double blinded randomised study

Miss T Friebe¹ (Presenter); Professor V Ramakrishnan¹, Mr M Griffiths¹ (Senior), Miss N Narayan² (¹Chelmsford, ²Salisbury)

16:50 Free Paper - The Bristol modification of the bipedicled DIEP Flap

Mr A J Robinson (Presenter), Mr A Emam, Mr S Wilson (Senior)
(Bristol)

17:00 Free Paper - Therapeutic mammoplasty and simultaneous contralateral breast reduction- 10 years of experience

Ms I Teo (Presenter), Ms E J Majdak-Paredes, Mr M V Schaverien, Prof M J Dixon, Dr C Raine (Senior) (Edinburgh)

POSTERS

Presenter surname alphabetical order

Name	Number	Abstract Title
Ali, S	6	The gallipot method - a point of technique for safe and easy staple removal from split thickness skin grafts
Asher, C	20	Complications from private aesthetics, a filler within the NHS budget?
Asmar, O	46	Tendon harvesting without a harvester: A point of technique
Badhrinarayanan, S	13	Unilateral lumbar artery perforator transposition flap used for meningocele closure
Baker, J	19	Current and Future Concepts in Microsurgical Lower Limb Reconstruction following Trauma in the Paediatric Population
Berner, J E	28	Funding of facial palsy treatment in the United Kingdom
Berner, J E	9	How should we grade Facial Synkinesis?: a systematic review
Borg, T M	43	Targeting P63 Upregulation May Prevent Development of MAPK-inhibitor Resistance in Melanoma
Botham, S	24	Short and long-term outcomes of soft tissue sarcoma patients following neoadjuvant and adjuvant radiotherapy
Chaturvedi, G	51	Deep Cubital Fossa Defects: Our Reconstructive Experience with Versatile Flaps

Name	Number	Abstract Title
Cheung, L K	3	Routine four quadrant cavity shavings at the time of wide local excision for breast cancer may reduce positive margin rates (Point of Technique)
Crandon, S	42	Mapping Melanoma with Google – a record breaking summer and insights into public awareness using Google Trends
Dargan, A	49	Targeted Muscle Reinnervation in the Adolescent Amputee
Dhillon, D	31	Cause and Effect of Emergency Department Breaches in Plastic Surgery: are we meeting the 4 hour target?
Dobbs, T	26	Patient reported outcome measures for facial skin cancer: A systematic review and evaluation of the quality of their measurement properties
Dobbs, T	27	Patient reported outcome measures for soft tissue facial reconstruction: a systematic review and evaluation of the quality of their measurement properties
Edmonson, S J	1	The evidence for adjunctive facelift procedures
Geoghegan, L	16	Are isometric calf contraction exercises useful as an adjunct in lower limb trauma free flap surgery? A prospective clinical study
Giannakopoulos, I	22	Developing a Quantitative Tool to Evaluate Dermal Fibrosis in Systemic Sclerosis Patients; A Cross Sectional Study
Harrison, C	40	Inter-operator variability in the sensitivity of sentinel lymph node biopsy for melanoma

Name	Number	Abstract Title
Ibrahim, N	55	Experience of Lymphaticovenous anastomosis at the Welsh National centre
Jakeman, M	32	Human Bite Injuries and Viral Risk Assessment: an audit of practice in a tertiary Plastic Surgery referral centre
Khan, M	33	Patient Perception on Hand Trauma Management Through a Plastic Surgery Trauma Clinic
Kiely, J	50	Ultrasound-guided foreign body removal in Plastic Surgery
Loong Loo, Y	11	A Systematic Review of the Validity of Augmented Reality in Surgical Education
Lymperopoulos, N	38	Guidelines for Oral Anti-coagulation Management in Plastic Surgery
Lymperopoulos, N	12	Developing a Flap Reconstruction Simulation Model for Medical Students
Marsden, N	4	The effect of burns and its treatment on clot microstructure: a prospective case-controlled study
McMillan, A	10	Point of Technique - A Cost-Effective Method to Visualise Microvascular Anatomy in Thiel-Embalmed Cadavers
Menazirsha , M	58	Side stream Dark Field (SDF) Imaging of Oral Microcirculation in the Assessment of Fibrotic Conditions
Menon, D	23	Human Bite: Blood-Borne Virus Compliance
Nagrath, N	36	Improving Free Flap Theatre Productivity: A 2-year Audit Cycle

Name	Number	Abstract Title
Nagrath, N	37	St Andrew's Trauma Centre Referrals Quality Improvement Study
Nizamoglu, M	15	Case Report: Single-Stage Free Radial Forearm Flap above a Custom-Made Hydroxyapatite Cranial Implant to Reconstruct Recurrent BCC of the Frontal Scalp and Bone Excision
Patel, W	45	Systematic Review of Outcome Measures Reported in Clinical Trials Evaluating the Treatment of Lymph Node Disease in Melanoma
Radotra, I	8	Chest wall reconstruction: a 10-year experience with an oncological and functional reconstructive algorithm
Rice, M	54	Digital Replantation – 5-year Single Centre Review
Roberts, N	53	Assessing the impact of expanding specialty cross cover on operative training opportunities in hand surgery for core surgical trainees in a plastic surgery trauma clinic
Rollett, R	30	Setting up a lymph node biopsy referral pathway: Review of a three-year service
Rollett, R	52	Is the MESS still a valid tool for severe upper limb trauma?
Rollett, R	41	Skin Cancer in the Over 90s: A 25-year review of costs, diagnoses and management
Sayed, L	44	A Single Centre Experience of Squamous Cell Carcinoma of the Upper Limb Requiring Digital or Hand Amputation and Review of Literature

Name	Number	Abstract Title
Sepehripour, S	57	Fasciotomies in meningococcal disease: do they make the cut? A systematic review of literature
Singh, P	34	Comparing the number of patients who attend trauma clinic to the number that are expectedly booked in; a completed loop audit
Singh, P	35	Assessing the number of patients referred to trauma clinic that require radiographs on arrival; a completed loop audit
Smith, K	21	Do Clinical Commissioning Groups (CCGs) differ in their funding of Pinnaplasty
Song, M	39	Modernising a Plastic Surgery Trauma Service
Stone, S	25	An online information video represents a useful and underused method to distribute information to parents of nursery age children on first aid in scald injuries
Taib, B G	14	Systematic Review of socio-economic status and survival in Adult Head and Neck Cancer
Tarassoli, S	48	The search for the ideal candidate bioink in extrusion-based 3-dimensional printing for reconstructive surgery
Thomas, R	5	The management of ocular manifestations secondary to Toxic Epidermal Necrolysis(TEN) and Stevens-Johnson-Syndrome (STS); Experience of a single tertiary center
Toland, G	17	Fat Transfer to Improve Comfort in Lower Limb Amputees

Posters by name

Name	Number	Abstract Title
Van, M	29	Demographic factors affecting post-mastectomy autologous breast reconstruction uptake in Wales
Van, M	2	Clinically Significant Incidental Findings on Computed Tomographic Angiography in Patients Evaluated for Deep Inferior Epigastric Free Flap Reconstructive Breast Surgery in South Wales
Wielogorska, N	56	A departmental audit and service evaluation of haemangioma treatment with propranolol
Yao, S	18	Lessons learned from an early series of medial sural artery perforator free flaps for extremity reconstruction

POSTERS

By Number

1 The evidence for adjunctive facelift procedures

Miss Sarah-Jayne Edmondson [Presenter], Mr Fulvio Urso-Baiarda, Mr Rajiv Grover [Senior] (London)

2 Clinically Significant Incidental Findings on Computed Tomographic Angiography in Patients Evaluated for Deep Inferior Epigastric Free Flap Reconstructive Breast Surgery in South Wales

Mr Martin Van [Presenter], Mr Muhammad Javed, Mr Leong Hiew [Senior] (Swansea)

3 Routine four quadrant cavity shavings at the time of wide local excision for breast cancer may reduce positive margin rates (Point of Technique)

Dr Lok Ka Cheung¹ [Presenter], Ms Elizabeth Morrow², Dr Sheilla Stallard², Mr Laszlo Romics² [Senior] (¹Manchester, ²Glasgow)

4 The effect of burns and its treatment on clot microstructure: a prospective case-controlled study

Mr Nick Marsden [Presenter], Dr Matthew Lawrence, Dr Gareth Davies, Dr Nia Davies, Professor Keith Morris, Professor Rhodri Williams, Professor Iain Whitaker, Professor Phillip Adrian Evans [Senior] (Swansea)

5 The management of ocular manifestations secondary to Toxic Epidermal Necrolysis(TEN)and Stevens-Johnson-Syndrome (STS); Experience of a single tertiary center

Dr Rachael Thomas [Presenter], Mr Fawaz Al-Hassani, Dr Sandra Halim, Mr Niall Martin [Senior] (Chelmsford)

6 The gallipot method - a point of technique for safe and easy staple removal from split thickness skin grafts

Mr Stephen Ali¹ [Presenter], Mr Jonathon Pleat² [Senior] (¹Norwich, ²Bristol)

7 Can machine learning be used to determine the difference between burnt and normal skin?

Miss Kirsty Smith¹ [Presenter], Mr Ali ElMahumdi², Miss Sharmila Jivan³, Professor Desmond Tobin², Mr Ajay Mahajan², Professor Hassan Ugail², Dr Krzysztof Poterlowicz² [Senior] (¹Hull, ²Bradford, ³Wakefield)

8 Chest wall reconstruction: a 10-year experience with an oncological and functional reconstructive algorithm

Dr Ishan Radotra [Presenter], Mr Kian Tan, Mr M T Jones, Mr Chris Duff [Senior] (Manchester)

9 How should we grade Facial Synkinesis?: a systematic review

Mr Juan Enrique Berner¹ [Presenter] , Mr Pragash Kamalathevan², Professor Peter McCulloch³, Mr Charles Nduka¹ [Senior] (¹East Grinstead, ²London, ³Oxford)

10 Point of Technique - A Cost-Effective Method to Visualise Microvascular Anatomy in Thiel-Embalmed Cadavers

Mr Angus McMillan [Presenter], Mr James Moorby, Miss Sameena Hassan, Dr Peter Bazira, Mr Paul Stanley [Senior] (Hull)

11 A Systematic Review of the Validity of Augmented Reality in Surgical Education

Dr Yew Loong Loo [Presenter], Mr Dimitris Reissis, Dr Edward Cardiff , Miss Nadine Hachach-Haram, Professor Afshin Mosahebi, [Senior] (London)

12 Developing a Flap Reconstruction Simulation Model for Medical Students

Mr Nikolaos Lymperopoulos¹ [Presenter], Professor Apostolos Papalois², Mr Michael Sideris², Mr Stratos Sofos¹, Miss Lotte Hardmann¹, Professor Kayvan Shokrollahi¹, Professor George Zografos² [Senior] (¹Liverpool, ²Athens)

13 Unilateral lumbar artery perforator transposition flap used for meningomyelocele closure

Miss Shreya Badhrinarayanan [Presenter] [Senior] (Brighton)

14 Systematic Review of socio-economic status and survival in Adult Head and Neck Cancer

Mr Bilal Gani Taib [Presenter], Miss Sue Povall, Professor Terry Jones, Professor David Taylor-Robinson [Senior] (Liverpool)

15 Case Report: Single-Stage Free Radial Forearm Flap above a Custom Made Hydroxyapatite Cranial Implant to Reconstruct Recurrent BCC of the Frontal Scalp and Bone Excision

Mr Metin Nizamoglu [Presenter], Mr Milan Samarage, Mr Howard Brydon, Mr Konstantinos Apostolou [Senior] (Stoke-on-Trent)

16 Are isometric calf contraction exercises useful as an adjunct in lower limb trauma free flap surgery? A prospective clinical study

Mr Luke Geoghegan¹ [Presenter], Mr Richard Kwasnicki¹, Mr John Henton², Mr Shehan Hettiarachy¹, Professor Abhilash Jain¹ [Senior] (¹London, ²Middlesbrough)

17 Fat Transfer to Improve Comfort in Lower Limb Amputees

Dr Gemma Toland [Presenter] [Senior], Dr Lynne Hutton, Mr Daniel Widdowson, Mr Wee Lam (Edinburgh)

18 Lessons learned from an early series of medial sural artery perforator free flaps for extremity reconstruction

Miss Susie Yao [Presenter], Mr Jamie Barnes, Mr Hazem Alfeky, Mr Christopher West, Mr Dave Bell [Senior], Mr Daniel Gregson (Liverpool)

19 Current and Future Concepts in Microsurgical Lower Limb Reconstruction following Trauma in the Paediatric Population

Dr Miss Jill Baker¹ [Presenter], Mr Ali Ghanem², Professor Simon Myers² [Senior] (¹Edinburgh, ²London)

20 Complications from private aesthetics, a filler within the NHS budget?

Dr Christian Asher [Presenter], Dr Malik Fleet, Mr Bejaan Jivraj, Miss Nicola Bystrzonowski, Mr Simon Eccles [Senior] (London)

21 Do Clinical Commissioning Groups (CCGs) differ in their funding of Pinnaplasty

Miss Kirsty Smith [Presenter], Mr James Haeney [Senior] (Hull)

22 Developing a Quantitative Tool to Evaluate Dermal Fibrosis in Systemic Sclerosis Patients; A Cross Sectional Study

Mr Iraklis Giannakopoulos [Presenter], Professor Peter Butler [Senior], Dr Michelle Griffin (London)

23 Human Bite: Blood-Borne Virus Compliance

Dr Deepak Menon [Presenter], Dr Alastair Stephens, Mr Ali Arnaout [Senior] (Aylesbury)

24 Short and long-term outcomes of soft tissue sarcoma patients following neoadjuvant and adjuvant radiotherapy

Dr Sean Botham [Presenter], Miss Rachel Clancy, Mr James Smith, Mr Ian Smith [Senior] (Leeds)

25 An online information video represents a useful and underused method to distribute information to parents of nursery age children on first aid in scald injuries

Dr Matthew Stone [Presenter], Miss Ciara Harris, Mr Sanjib Majumder [Senior] (Wakefield)

26 Patient reported outcome measures for facial skin cancer: A systematic review and evaluation of the quality of their measurement properties

Mr Thomas Dobbs¹ [Presenter], Dr Harsh Samarendra², Mrs Sarah Hughes¹, Professor Hayley Hutchings¹, Professor Iain Whitaker¹ (¹Swansea, ²Oxford)

27 Patient reported outcome measures for soft tissue facial reconstruction: a systematic review and evaluation of the quality of their measurement properties

Mr Thomas Dobbs¹ [Presenter], Mr John Gibson¹, Mrs Sarah Hughes¹, Mr Arron Thind², Mr Benjamin Patel², Professor Hayley Hutchings¹, Professor Iain Whitaker¹ [Senior] (¹Swansea, ²Oxford)

28 Funding of facial palsy treatment in the United Kingdom

Mr Juan Enrique Berner¹ [Presenter], Ms Karen Johnson², Mr Charles Nduka¹ [Senior] (¹East Grinstead, ²Peterborough)

29 Demographic factors affecting post-mastectomy autologous breast reconstruction uptake in Wales

Mr Martin Van¹ [Presenter], Dr Matthew Jones², Mr Thomas Dobbs¹, Mr Robert Duncan¹, Miss Dai Nguyen¹ [Senior] (¹Swansea, ²Cardiff)

30 Setting up a lymph node biopsy referral pathway: Review of a three year service

Ms Rebecca Rollett [Presenter], Mrs Nathalie Fennell, Mr Jacob Salkin, Mr Sanjay Varma [Senior] (Leicester)

31 Cause and Effect of Emergency Department Breaches in Plastic Surgery: are we meeting the 4 hour target?

Dr Dharminder Dhillon [Presenter], Dr Emily Duggan, Dr Shahab Farhadi, Dr Elisabeth Kostov, Miss Isabel Jones [Senior] (London)

32 Human Bite Injuries and Viral Risk Assessment: an audit of practice in a tertiary Plastic Surgery referral centre

Miss Molly Jakeman [Presenter] , Dr Omar Asmar, Miss Susie Yao , Mr Irfan Khan [Senior] (Liverpool)

33 Patient Perception on Hand Trauma Management Through a Plastic Surgery Trauma Clinic

Dr Maria Khan [Presenter], Mr Azhar Iqbal [Senior] (Liverpool)

34 Comparing the number of patients who attend trauma clinic to the number that are expectedly booked in; a completed loop audit

Mr Prateush Singh [Presenter], Dr Ravina Tanna, Miss Nagmeh Nadheri [Senior] (London)

35 Assessing the number of patients referred to trauma clinic that require radiographs on arrival; a completed loop audit

Mr Prateush Singh [Presenter], Dr Ravina Tanna, Miss Nagmeh Nadheri [Senior] (London)

36 Improving Free Flap Theatre Productivity: A 2-year Audit Cycle

Dr Nalin Nagrath [Presenter], Mr Andrew Hotchen, Mr Ahid Abood [Senior] (Cambridge)

37 St Andrew's Trauma Centre Referrals Quality Improvement Study

Dr Nalin Nagrath [Presenter], Mr Dimitris Reissis, Ms Anne-Marie Kennedy, Mr Adam Sierakowski [Senior] (Chelmsford)

38 Guidelines for Oral Anti-coagulation Management in Plastic Surgery

Mr Nikolaos Lymperopoulos [Presenter], Miss Charlotte Hardmann, Mr Alex Benson [Senior] (Liverpool)

39 Modernising a Plastic Surgery Trauma Service

Miss Marie Song [Presenter], Mr Alexander Armstrong, Ms Rinah Andiappareddi, Miss Alexandra Murray [Senior] (Aylesbury)

40 Inter-operator variability in the sensitivity of sentinel lymph node biopsy for melanoma

Mr Conrad Harrison [Presenter], Mr Jeremy Rodrigues, Mr Oliver Cassell [Senior] (Oxford)

41 Skin Cancer in the Over 90s: A 25-year review of costs, diagnoses and management

Ms Rebecca Rollett¹ [Presenter], Ms Nathalie Fennell¹, Mr Avinash Deodhar¹, Ms Juanita Parnis², Miss Reena Agarwal¹ [Senior] (¹Leicester, ²Nottingham)

42 Mapping Melanoma with Google – a record breaking summer and insights into public awareness using Google Trends

Dr Saul Crandon¹ [Presenter], Dr Mohammad E H E Mohammad², Mr Rowan Pritchard-Jones² [Senior] (¹Oxford, ²Liverpool)

43 Targeting P63 Upregulation May Prevent Development of MAPK-inhibitor Resistance in Melanoma

Miss Tiffanie-Marie Borg [Presenter], Dr Ankit Patel, Dr Daniele Bergamaschi [Senior], Professor Catherine Harwood (London)

44 A Single Centre Experience of Squamous Cell Carcinoma of the Upper Limb Requiring Digital or Hand Amputation and Review of Literature

Ms Leela Sayed [Presenter], Mr Avinash Deodhar, Miss Reena Agarwal [Senior] (Leicester)

45 Systematic Review of Outcome Measures Reported in Clinical Trials Evaluating the Treatment of Lymph Node Disease in Melanoma

Mr Waqqas Patel¹ [Presenter], Professor Abhilash Jain¹, Mr Luke Geoghegan¹, Mr Jeremy Rodrigues², Dr Rubeta Matin¹ [Senior] (¹London, ²Oxford)

46 Tendon harvesting without a harvester: A point of technique

Dr Omar Asmar [Presenter], Mr Ranjeet Jeevan, Mr Azhar Iqbal [Senior] (Liverpool)

47 Withdrawn

48 The search for the ideal candidate bioink in extrusion-based 3-dimensional printing for reconstructive surgery

Mr Sam Tarassoli [Presenter], Miss Zita Jessop, Mr Tom Jovic, Professor Iain Whitaker [Senior] (Swansea)

49 Targeted Muscle Reinnervation in the Adolescent Amputee

Miss Anna Dargan [Presenter], Dr Ian Loh, Mr Frank Bruscino-Raiola [Senior] (Melbourne, Australia)

50 Ultrasound-guided foreign body removal in Plastic Surgery

Mr John Kiely [Presenter] [Senior] (Cambridge)

51 Deep Cubital Fossa Defects: Our Reconstructive Experience with Versatile Flaps

Dr Gaurav Chaturvedi [Presenter], Dr Geley Ete, Professor Kingsly Paul Meetper Doss, Professor Elvino Barreto [Senior] (Vellore, India)

52 Is the MESS still a valid tool for severe upper limb trauma

Ms Rebecca Rollett¹ [Presenter], Ms Rachel Clancy², Mr Skaria Alexander³, Ms Grainne Bourke² [Senior] (¹Leicester, ²Leeds, ³Nottingham)

53 Assessing the impact of expanding specialty cross cover on operative training opportunities in hand surgery for core surgical trainees in a plastic surgery trauma clinic

Dr Natalie Roberts [Presenter], Miss Kirsty Smith, Mr Richard Pinder [Senior] (Hull)

54 Digital Replantation – 5-year Single Centre Review

Mr Michael Rice [Presenter], Mr Michael McBride, Miss Serina Martin, Mr Harry Lewis [Senior] (Belfast)

55 Experience of Lymphaticovenous anastomosis at the Welsh National centre

Mr Nader Ibrahim [Presenter], Mr Amar Ghattaura [Senior], Mr Tom Bragg, Mr Ioan Humphreys, Ms Melanie Thomas, Ms Cheryl Pike, Ms Karen Morgan (Swansea)

56 A departmental audit and service evaluation of haemangioma treatment with propranolol

Miss Natasha Wielogorska [Presenter], Mr Chris Rusius, Mr Simon Barr, Prof Mamta Shah [Senior] (Manchester)

57 Fasciotomies in meningococcal disease: do they make the cut? A systematic review of literature

Ms Sarvnaz Sepehrpour¹ [Presenter], Mr Akinyemi Idowu², Mr George Filobbos³ [Senior] (¹Sheffield, ²London, ³Birmingham)

58 Side stream Dark Field (SDF) Imaging of Oral Microcirculation in the Assessment of Fibrotic Conditions

Mr Menaz Menazirsha [Presenter], Miss Michelle Griffin, Professor Christopher Denton, Professor Peter Butler [Senior] (London)

SPONSORS

GOLD



NAGÔR™ EUROSILICONE™



SESSION & LECTURE SPONSORS



sponsor of microsurgery session

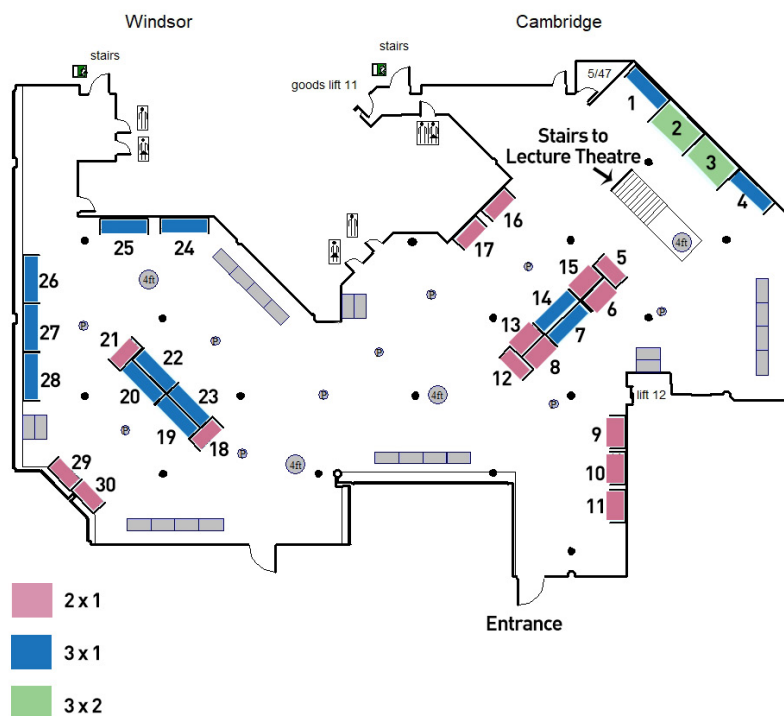
EXHIBITOR LIST



NAGÔR EUROSILICONE



EXHIBITION FLOOR PLAN



1	Motiva	12	Lemonchase	23	GC Aesthetics
2	InMode	14	Healthcare 21	25	Sandison Easson
5	Gemini	15	Elemental Healthcare	26	Severn Healthcare
6	PRASIS	16	S & T Mercian	27	BFIRST
7	KCI Acelity	17	Eurosurgical	28	PLASTA
8	Norgine	18	ASPS	29	My Health Specialist
9	R&D Surgical	21	JPRAS	30	Patient Focused
10	e-LPRAS	22	Integra		

EXHIBITOR INFORMATION

The American Society of Plastic Surgeons (ASPS)

Stand 18

memserv@plasticsurgery.org
www.plasticsurgery.org
+1 (847) 228-9900

The American Society of Plastic Surgeons (ASPS) is the largest plastic surgery specialty organization in the world. Founded in 1931, the Society represents 94% of all board-certified plastic surgeons in the U.S., and more than eight thousand plastic surgeons worldwide, making ASPS a global institution and leading authority on cosmetic and reconstructive plastic surgery. The mission of ASPS is to advance quality care to plastic surgery patients by encouraging high standards of training, ethics, physician practice and research in plastic surgery. To support its members in the provision of excellent patient care, ASPS provides: education, advocacy, practice support and enhanced public awareness of the value of plastic surgery, while fostering the highest professional, ethical, and quality standards. The Society is a strong advocate for patient safety and requires its members to operate in accredited surgical facilities that have passed rigorous external review of equipment and staffing.

BFIRST

Stand 27

info@bfirst.org.uk
www.bfirst.org.uk
0207 831 5161

The British Foundation for International Reconstructive Surgery and Training (BFIRST) is a UK registered charity which trains surgeons working in the poorest countries in the world to enable them to undertake reconstructive Plastic Surgery.

Elemental Healthcare

Stand 15

info@elementalhealthcare.co.uk
www.elementalhealthcare.co.uk
0844 412 0020

eLPRAS

Stand 10

elpras.project@gmail.com
www.e-lfh.org.uk/e-lpras

e-LPRAS is an e-learning project for Plastic, Reconstructive and Aesthetic Surgery, which is supported by BAPRAS. If you would like to find out more about the project (e.g. how to access the learning materials or contribute as an author) then please speak to one of the representatives on the e-LPRAS stand.

Eurosurgical

Stand 17

sales@eurosurgical.co.uk
www.eurosurgical.co.uk
01483 456 007

Eurosurgical Ltd. specialises in Surgical Equipment, Instrument and Device supply to Burns, Plastic & Reconstructive Surgery, Cosmetic & Aesthetic Practice, General Surgery, Maxillofacial Surgery and Gynaecological & Obstetric specialties. We offer an exciting portfolio of products including Fat Transfer, PRP/PRF, Meshers & Dermal Substitutes, Post-Surgery Garments, Facial Implants, Electrosurgery solutions and Surgical Instruments. New to our range is the Clear Edge Margin Assessment Device, Platelet Rich Fibrin sets and Rigenera Micro-Graft Device for regenerative medicine in any application.

GC Aesthetics (Gold sponsor)

Stand 23

www.gcaesthetics.com/contact-us/
www.gcaesthetics.com
07917 532 842

GC Aesthetics is a leading female aesthetics company committed to becoming the trusted brand and partner for women who want to look healthy, youthful, vibrant and beautiful. Millions of women have used our products and we're here to help them feel confident about themselves throughout their lifetime.

We focus on innovation, development, manufacturing and commercialisation of one of the broadest ranges of implant products, principally silicone breast implants. We're also an innovator in silicone products for scar management, and we've developed a range of patient support products to enable informed decisions about surgery. GC Aesthetics provides choices for every kind of women and have combined 70 years of experience in the medical devices industry under Nagor and Eurosilicone.

Our Vision and Values are inspired by deeply ingrained principles. We're focused on safety, quality and reliability. As we move forward, we'll continue to build on our strong reputation by innovating, listening and improving – striving to become the number one choice for women and surgeons around the globe. GC Aesthetics are delighted to be a part of this year's BAPRAS Winter scientific meeting. Visit us at stand number 23 to find out more about our great range.

Gemini Surgical UK

Stand 5

info@geminisurgical.co.uk
<http://gemini-surgical.com/>
02033688574

Gemini Surgical UK is a leading distributor of Surgical Instruments and Medical Devices to the healthcare industry covering all areas of the UK and Northern Ireland. Products include, Piezo System for Rhinoplasty Procedures, Portable LED Surgical Headlights, Finest Surgical Instruments Super Cut and Titanium Instruments. Endoscopic Plastic Surgery Instruments. Specialist Rhinoplasty Surgical Instruments. Specialist Abdominoplasty Surgical Instruments Full HD Endoscopic Camera Systems Full HD Head Mounted Camera System for teaching and recording procedures.

Healthcare 21 (Gold sponsor)

Stand 14

<http://www.healthcare21.eu/services/logistics/enquiries@hc21.ie>
0845 605 5521

Healthcare 21 are delighted to be a Gold Sponsor at BAPRAS in 2018. We are the exclusive distributor for the Allergan breast portfolio and MedSkin Solutions in the UK and Ireland. With us on the stand we have our Plastic, Aesthetic and Reconstructive Surgery portfolio. Products include; • Natrelle™ Breast Implants • Artia™ and Strattice™ Acellular Dermal Matrix • MatriDerm™ Dermal Template • Revolve™ Lipofilling Device • Keller Funnel™ Implant Delivery Sleeve Come along to our stand, we would be delighted to meet you and discuss our products.

Inmode

Stand 2

info@invasix.co.uk
<https://www.inmodemd.co.uk/>
020 8965 2594

InMode's technological advancements are the new gold standard for aesthetics medicine. Over two decades ago, our research and development team played a critical role in developing state-of-the-art light, laser and radio frequency devices, thereby launching and shaping the entire industry. InMode will be presenting the InMode BodyTite Radio Frequency system for the treatment of facial, neck and body skin tightening. The most versatile and innovative RF machine, providing Radio Frequency Assisted Lipo suction, Fractional Radio Frequency and non-Fractional RF, all available from the same machine.

Integra

Stand 22

custsvcs.uk@integralife.com
www.integralife.eu
01264 345 727

Integra LifeSciences is a global leader in regenerative technologies, neurosurgical and extremity orthopedic solutions dedicated to limiting uncertainty for clinicians, so they can focus on providing the best patient care. Integra offers a comprehensive portfolio of high quality, leadership brands that include AmnioExcel®, Bactiseal®, Cadence®, Certas™, Codman®, CUSA®, DuraGen®, DuraSeal®, ICP Express®, Integra®, MediHoney®, MicroFrance®, PriMatrix®, Salto Talaris®, SurgiMend®, TCC-EZ®, Titanä and VersaTruä. For the latest news and information about Integra and its brands, please visit www.integralife.com.

JPRAS - Elsevier

Stand 21

https://service.elsevier.com/app/contact/flow_id/3
<https://www.journals.elsevier.com/journal-of-plast>
01865 843577

KCI - Acelity

Stand 7

kciexpress@kci.com
www.acelity.com
01293 842 000

KCI are a global advanced wound care company that leverages the strengths of Kinetic Concepts, Inc. and Systagenix Wound Management, Limited. Headquartered in San Antonio, Texas, with a team of nearly 5,000 people around the world. KCI™ products are designed to address Advanced Wound Therapy needs with best-in-class solutions that deliver superior clinical outcomes for patients.

Lemonchase / Designs for Vision

Stand 12

info@lemonchase.com
www.lemonchase.com
01892 308 000

Lemonchase are the exclusive UK distributors of Designs for Vision loupes. Designs for Vision are the number one choice for surgeons worldwide (indeed, they are the choice of over 95% of surgeons in the US and UK). They are launching the amazing new PANORAMIC loupes, which offer twice the viewing area of previous models. Whether you are contemplating your first pair or would like advice on any changes to your current pair, Mark Chase & the team would be delighted to see you at their stand

where they are also demonstrating Designs for Vision's outstandingly bright range of Lithium Ion, Battery powered LED lights, with up to 12 hours of continual use - for free movement around the operating theatre. Lemonchase are also demonstrating the incredible Designs for Vision NanoCam, which allows you to record the magnified images that you see through your loupes. Excellent for documentation and teaching purposes, and allows you to selectively record HD video, stills and audio via a footpedal. Come and see what you're missing!

Mercian Surgical (Gold sponsor)

Stand 16

info@merciansurgical.com

www.merciansurgical.com

0844 879 112

Mercian are celebrating 50 years this year as the UK's leading supplier of quality reconstructive Plastic surgery Instruments including our comprehensive programme of micro surgery Instruments. Quality, precision, specialization and service are the cornerstones of our company philosophy. Mercian Plastic and Micro Instruments are the preferred choice of Surgeons and used in the leading centres throughout the UK. S&T Micro Surgery Instruments are known to Micro Surgeons throughout the world and are globally recognised as leaders in the field of Micro Surgery Instruments & Micro Sutures. Mercian are proud to be their exclusive distributors in both the UK and Ireland for over 25 years. We will be showing on our stand at the BAPRAS meeting; • Super-Fine Micro Surgery Instruments • Background material for vessel anastomosis • Acland Micro Vessel Clamps • Single use Biover Micro Vessel Clamps • Hand Surgery Instruments • S&T Micro Sutures • S&T Micro Instrumentation Contact our highly trained sales team to discuss your Instrumentation requirements.

Motiva Implants UK

Stand 1

<https://www.motiva.com/Community/Contact-Us>

www.motivaimplants.com | www.motiva.health

0330 024 1015

My Health Specialist

Stand 29

info@myhealthspecialist.com

0203 475 8580

Myhealthspecialist.com is a trusted online resource, created by NHS GPs, to help colleagues and patients find private specialists/clinics that have been recommended by doctors. These verified clinical recommendations set it apart from other patient testimonial platforms and form the foundation for a broad range of referrer engagement activities that our dedicated team will help to facilitate for you.

To date we have recorded **11 million+ profile views** for members and have connected 1000s of appointments. We specialise in **online video production, staff training, GP education/outreach and IT support services** (PPC, SEO, website testing, medical content writing) and would be delighted to hear from you!

Norgine

Stand 8

<http://www.norgine.com/contact-us/>

www.norgine.com

01895 826 684

Norgine is a leading European specialist pharmaceutical company with a direct commercial presence in all major European markets. In 2017, Norgine's total net sales were EUR 345 million, up 17 per cent. Norgine employs over 1,000 people across its commercial, development and manufacturing operations and manages all aspects of product development, production, marketing, sale and supply. Norgine specialises in gastroenterology, hepatology, cancer and supportive care.

Norgine is headquartered in the Netherlands. Norgine owns a R&D site in Hengoed, Wales and two manufacturing sites in Hengoed, Wales and Dreux, France. For more information, please visit www.norgine.com and www.norginepharmaceuticals.co.uk. In 2012, Norgine established a complementary business Norgine Ventures, supporting innovative healthcare companies through the provision of debt-like financing in Europe and the US. For more information, please visit www.norgineventures.com. NORGINE and the sail logo are trademarks of the Norgine group of companies.

Patient Focused

Stand 30

<https://www.patientfocused.co.uk/>

"Patient Focused!" run medical photography courses, designed for clinicians, throughout the UK. Our 3 day courses are accredited with the Faculty of Forensic and Legal Medicine (FFLM) and also the British Institute of Professional Photography (BIPP). The courses attract 18 hours CPD and successful completion of the course and assessment allows the clinician to apply for Licentiate of BIPP, with LBIPP post-nominal being awarded. The tutors are Dr Will Anderson, Mr Soren Moore and Mr Nick Bishop.

Professional make-up artists add a bit of spice to the courses! Will is currently the lead Forensic Medical Examiner with Hampshire Police and is a Fellow of BIPP. He has been photographing patients for 11 years and was the lead author of national guidelines on Photography in Custody and SARCs in 2017. Soren is a professional photographer and was a senior instructor at the College of Policing until May 2017. Nick is also a professional photographer, having spent several years with the Metropolitan Police in their CSI department. Further details, including photographs from recent courses, at www.patientfocused.co.uk We hope to see you soon!

PLASTA

Stand 28

www.plasta.org.uk

PLASTA UK is the UK's Plastic Surgery Trainee Association. The mission of PLASTA is to ensure that trainees across the country have fair and equal opportunities to maximise their training in order to become well rounded and successful Consultant Plastic Surgeons. The primary aim of our organisation is the continual improvement of Plastic Surgical Training in the British Isles.

PLASTA is composed of two central committees that work in tandem to improve grassroots surgical trainee experience. The Core Committee consists of the President, Vice President, Secretary, Treasurer, SAC, Exam, Fellowship and subspeciality reps. The aim of the core committee is to respond to regional issues with training and engage with the larger central bodies for surgery within the United Kingdom to advocate on the behalf of trainees.

The committee works closely with the BAPRAS and SAC council to ensure transparency, equality and fairness in training. Representatives from PLASTA sit in BAPRAS council meetings, SAC meetings, FRCS(PLast) meetings, BAAPS meetings, and BSSH meetings, ASIT meetings, while PLASTA reps have also been present at ST3 National Selection Interviews. In addition to our advocacy role, PLASTA aims to provide a forum for discussion and advertisement of courses, conferences, educational material and innovative adjuncts to training. Please come and see us at our Stand or attend one of our sessions, to learn more about what we can do for you and how you can get involved.

PRASIS

Stand 6

www.prasis.co.uk

PRASIS is a mutual, run exclusively by Plastic Surgeons for the benefit of the plastic surgical community. It is owned and governed by our members, all of whom are on the GMC Specialist Register for Plastic Surgery. PRASIS is strongly supported by the Chair and Clinical Board of Directors, the latter of which is responsible for the governance and strategy. PRASIS has over 180 members, making it the largest community of indemnified Plastic Surgeons. Its sole aim is to protect plastic surgeons, by arranging an indemnity scheme and providing support and guidance to its members.

R & D Surgical

Stand 9

www.randdsurgical.com/contact.html

www.randdsurgical.com

R&D Surgical serve the surgical community with innovative products including:

- Xenosys portable next-generation LED surgical headlight offering freedom and convenience at less than 30g weight;
- A full range of quality custom surgical loupes which give an unbeatable field of vision, and depth of focus, all while being light and comfortable;
- Xenosys wireless HD surgical camera system.

Sandison Easson

Stand 25

enquiry@sandisoneasson.co.uk

www.sandisoneasson.co.uk

01625 527 351

Sandison Easson is an independent firm of chartered accountants with over 35 years' specialist experience of acting exclusively for doctors of medicine. This specialisation gives the firm an exceptional ability to understand the many needs of doctors within the medical profession. Sandison Easson is one of the largest and leading firms of its kind in the United Kingdom and acts for doctors in almost every city and town in England, Scotland and Wales.

Severn Healthcare Technologies

Stand 26

service@severnhealthcare.com

www.severnhealthcare.com

01635 887 640

SEVERN Healthcare Technologies may be a relatively new company but it has a pedigree in medical device distribution going back over 30 years. Severn staff have many years of accumulated experience in plastic reconstruction and microvascular surgery, representing the Synovis MCA range of products in the UK and Republic of Ireland.

Our portfolio includes the GEM Coupler for venous anastomosis, the GEM Flow Coupler (with an integrated 20MHz Doppler for monitoring of blood flow at the site of anastomosis) and the GEM microclips and superfine microclips. The Severn commitment to the surgical specialties that we serve is to consistently provide gold standard technologies that are being continuously enhanced by innovation and development, industry leading customer service with competent technical support and quality education programmes.

Our ambition is to provide added value in everything that we do, so that our customers have a delightful experience in all their dealings with Severn.

PLASTA SESSION

A discussion on
bullying & harassment

ACTitOUT

Mountbatten
Thursday Lunchtime
Free Popcorn!



Don't miss out!
Find us at the PLASTA stand



SOCIAL EVENTS

Drinks reception

sponsored by

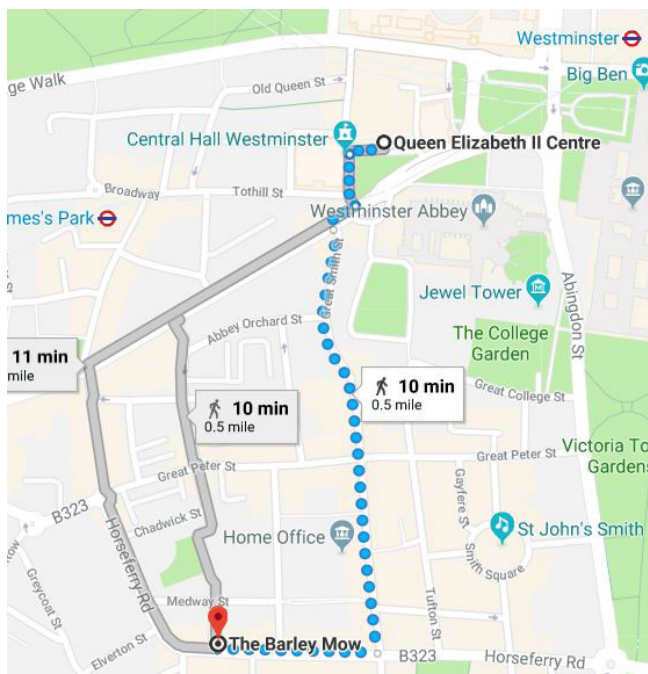


Wednesday 28 November

17:00 - 20:00

All delegates are invited to a complimentary drinks reception at the Barley Mow pub which is a short walk from the QE II Centre.

Address - 104 Horseferry Rd, Westminster, London SW1P 2EE





BFIRST Ball 2018

Thursday 29 November

The association dinner for Winter 2018 will be replaced by the BFIRST Ball - we look forward to your participation

Location

To be hosted at the iconic Grade II listed De Vere Grand Connaught Rooms in Covent Garden, WC2B 5DA

Please speak to a member of the BAPRAS Secretariat for further details

Timings

7:00 pm - Drinks reception (prompt start)

8:00 pm - Call for dinner

08:15 pm - Welcome by Lord Ribeiro CBE

08:30 pm - Dinner

09:50 pm - Video

10:00 pm - Auction

10:45 - Band

Dress Code - Black Tie

Tickets

Single Ticket - £155

Table of 10 - £1,550

Table of 12 - £1,860

VENUE INFORMATION

Venue: **QE II Centre**, Broad Sanctuary, Westminster, London, SW1P 3EE

Main conference room	- Mountbatten
Parallel sessions	- Rutherford and Abbey / Shelley
Exhibitions and refreshments	- Foyer / Cambridge / Windsor
Registration	- Ground floor foyer

WiFi

WiFi access is available - please select 'QE II Guest', no password is required

Cloakroom

There is a cloakroom available in the registration area

Registration and information desk

The registration and information desk in the main foyer will be open at the following times:

Wednesday	08:00 – 17:00
Thursday	07:30 – 17:15
Friday	08:00 – 14:30

Registration

Online registration remains open throughout the conference at the below rates.

Register online at <https://bapras.meeting.org.uk/registration>

	One Day	Three Days
Member - Full/Overseas/Interspecialty	230	575
Member - Trainee/Associate/Affiliate	120	300
Member - Junior/Student and Foundation/Honorary/Senior	70	210
Non-member- Consultant	300	750
Non-member - Trainee/Other	200	500
Non-member - Junior (no NTN)	100	250
Researcher	70	210

If you would prefer, you can register in person at the registration desk. Please note 'offline' registrations incur a 15% administration fee on the above rates.

INFORMATION FOR DELEGATES

Taping of sessions

Any videoing, photography and sound recording of the conference sessions is strictly forbidden, without prior written permission from the organising committee.

Social Media

The twitter hashtag for the meeting is **#BAPRASWinter18**

You are asked to kindly consider the confidentiality of content that you may be posting to social media

Certificate of attendance

Your certificate of attendance, including CPD points will be emailed to you after the conference.

Abstracts

Abstracts of all free papers and posters are available to view online

Visit <http://bapras.meeting.org.uk/programme>

Conference App

Download the conference app via your device's app store- search for BAPRAS Meetings and Courses. The app is supported on iOS 7+ and Android 4.1+. The app provides the full programme, abstracts and speaker biographies in an easily accessible format that, once downloaded, can be used without a connection to the internet. You can also to use the app to take notes which can be downloaded to another location for use outside of the app.

Poster Viewing

Poster viewing stations are available in the foyer.

Using the poster stations

If you are on the front page... click a number to start viewing the relevant poster. Details of poster numbers can be found in the conference guide.

Once you have selected a presentation, to move forwards and backwards through the slides, hover the mouse at the bottom left hand corner of the screen- Navigation buttons will appear to allow you to move forwards or backwards through the presentation.

To return to the index page, click the red 'i' button, found in the top right hand corner of every presentation slide.

All posters can be viewed at any of the viewing stations throughout the conference

Presenters have also been allocated a specific presentation slot on one of the stations. See the poster section for more information on this.

CPD

The following CPD points have been awarded for this meeting:

Wednesday 28 November	5.5 points
Thursday 29 November	6 points
Friday 29 November	7 points
Total	18.5 points

Nurses and Therapists - Friday 30 November - 4 points

INFORMATION FOR PRESENTERS

Presenters are reminded to load presentations at least 30 minutes prior to the start of the session that you are speaking in.

Slides

The slide loading/speaker ready area is located in the foyer near the registration desk.

- Please ensure slides are produced in either Keynote or PowerPoint no other format will be supported.
- Please ensure slides are sized to 16:9 ratio and no other size.
- If you can - be brief (as a guide no more than 6 bullets/points per slide) – if you need to include more detail create a hand out. Presentation slides should be thought of as aids to what you are saying on stage. Try not to replicate word for word – expand on the points in your spoken presentation. This will engage your audience more.
- Use appropriate fonts: think big (min. 24pts) and think clear (sans-serif or Arial). If possible, test your slides in advance: run the slide show in 'presenter mode' – stand approx. 8ft from your screen and see if you can read the slides. If you can't you will need to consider the design of your slides.
- Use appropriate colours: not too bright, high contrast, consistent. Remember that what looks good on your monitor does not necessarily look good on the big screen.
- Create contrast using font size and colours.
- Please ensure that all video is either native WMV for PowerPoint embedded files or .mov for Keynote embedded files.

Presentation from personal laptop/macbook is not permitted

2019 MEETINGS

BAPRAS AEC 4.3 - Skin Oncology

20 - 22 March 2019

Manchester Conference Centre, Manchester

BAPRAS Summer Scientific Meeting

26 - 28 June 2019

Bournemouth International Conference Centre (BIC), Bournemouth

BAPRAS AEC 4.4 - Breast Surgery

7 - 9 October 2019

Manchester Conference Centre, Manchester

BAPRAS Winter Scientific Meeting

4 - 6 December 2019

Monaco



**EMPOWERING
WOMEN FOR OVER
30 YEARS.**

**Please visit GC Aesthetics
at stand 23 to find out
more about our products**

NAGÔR[®]
EUROSILICONE[™]
Powered by:



GC Aesthetics[™]



Plastic, Aesthetic & Reconstructive Surgery Portfolio

Natrelle

 **matriderm**[®]
DERMAL MATRIX

 **ARTIA**[™]

 **Strattice**[™]

REVOLVE[™]
Advanced Adipose System

Keller Funnel[™] 

Phone: 0845 605 5521 | Email: info@hc21.eu



Preparing wounds for closure requires a **HOLE** lot of attention...

INTRODUCING

V.A.C. VERAFLU CLEANSE CHOICE™ DRESSING

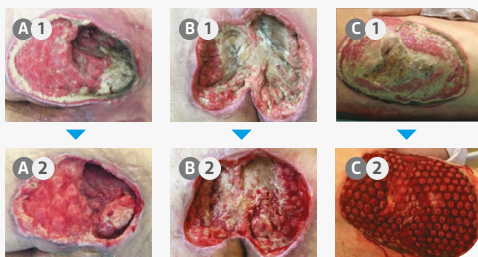
When used with V.A.C. VERAFLU™ Therapy, the V.A.C. VERAFLU CLEANSE CHOICE™ Dressing can help facilitate the removal of infectious material such as thick fibrinous exudate and slough.



A RETROSPECTIVE STUDY:¹

Showed that of 21 wounds, **18 (85.7%) wounds contained less than 10% black devitalized tissue and yellow fibrinous slough** at the third dressing change after nine days of NPWTi-d.

*NPWTi-d with saline was delivered with soak time 10 minutes, V.A.C.® Therapy phase time of 3.5 hours and Target Pressure of -125mmHg



Contact our team at MarketingUKIRE@acelity.com for a free hands on Demo

1. Téot, L., Boissiere, F. and Fluiéaru, S. (2017). Novel foam dressing using negative pressure wound therapy with instillation to remove thick exudate. Int Wound J. doi:10.1111/iwj.12719

NOTE: Specific indications, contraindications, warnings, precautions and safety information exist for KCI products and therapies. Please consult a physician and product instructions for use prior to application. This material is intended for healthcare professionals.

©2016, 2018 KCI Licensing, Inc. All rights reserved. Unless otherwise designated, all trademarks are proprietary to KCI Licensing, Inc., its affiliates and/or licensors. PRA-PM-UK-00043 (10/18)





BAPRAS

British Association of Plastic
Reconstructive and Aesthetic Surgeons